

City of Casper, Wyoming
All Funds Budget Comparison
For Fiscal Year 2024 as of March 31, 2024
75.00 % OF THE FISCAL YEAR HAS ELAPSED

Fund	REVENUES		EXPENDITURES		Anticipated Year-End Net Income (Shortfall)
	Revised Budget	Year To Date	Revised Budget	Year To Date	
General Fund	\$ 53,426,562	\$ 35,683,700	\$ 55,572,067	\$ 37,581,354	\$ (2,145,505)
Opportunities Fund	7,988	-	8,540,807	490,677	(8,532,819)
Perpetual Care Fund	706,055	653,632	2,813,770	1,950,791	(2,107,715)
Debt Service Fund	71,781	113,065	368,320	3,274	(296,539)
Metro Animal Fund	1,468,345	938,039	1,932,485	1,034,203	(464,140)
River Fund	150,333	120,321	180,626	36,300	(30,293)
CARES Act Funding			12,224,514	-	(12,224,514)
Weed & Pest Fund	928,331	624,297	949,804	600,550	(21,473)
Special Fire Assistance Fund	557,325	168,425	557,325	168,425	-
Revolving Land Fund	33,984	21,928	91,956	65,691	(57,972)
Police Grants Fund	451,125	219,823	425,244	193,479	25,881
Public Transit Fund	3,539,542	1,673,920	3,837,775	1,673,917	(298,233)
Metropolitan Planning	1,294,002	497,750	1,328,338	470,217	(34,336)
Public Safety Communications	3,318,938	2,367,336	3,443,846	2,302,582	(124,908)
Direct Distribution	7,212,537	7,212,542	3,168,102	2,198,660	4,044,435
Redevelopment Loan Fund	59,888	59,887	59,888	59,887	-
Capital Projects Fund	30,386,953	3,441,565	55,520,233	13,390,351	(25,133,280)
Capital - One Cent 17	18,997,833	12,062,468	5,555,439	2,467,970	13,442,394
Water Distribution Fund	15,909,438	11,727,718	24,608,720	11,070,446	(8,699,282)
Water Treatment Plant Ops Fund	4,360,911	2,732,936	4,360,911	2,733,898	-
Sewer Fund	8,146,009	6,417,983	11,574,356	5,069,671	(3,428,347)
Wastewater Treatment Plant	10,837,592	5,506,104	13,226,763	4,008,316	(2,389,171)
Refuse Collection Fund	10,715,050	7,480,793	12,208,193	6,456,085	(1,493,143)
Balefill Fund	8,127,728	5,969,330	12,418,588	6,386,073	(4,290,859)
Aquatics Fund	1,186,071	724,730	1,186,071	724,730	-
Golf Course Fund	1,114,000	581,542	1,088,281	777,968	25,719
Ice Arena Fund	682,366	583,337	682,366	583,338	-
Recreation Center Fund	1,160,321	861,265	1,160,321	861,265	-
Hogadon Fund	1,099,301	886,162	1,099,301	886,162	-
Ford Wyoming Center Fund	1,107,275	873,526	1,107,275	801,271	-
Parking Fund	17,963	9,830	139,156	46,872	(121,193)
Sports and Athletics	1,109,794	686,275	1,109,794	686,275	-
Fleet Maintenance Fund	4,045,913	3,092,817	4,045,913	3,031,441	-
Buildings and Structures Fund	1,602,228	1,055,964	1,602,228	1,181,693	-
Health Insurance Fund	79,827	68,185	442,355	258,200	(362,528)
Property Insurance Fund	3,416,581	2,509,458	3,288,757	2,597,685	127,824
Total	\$ 197,329,890	\$ 117,626,656	\$ 251,919,887	\$ 112,849,717	\$ (54,589,997)

City of Casper, Wyoming
All Funds Statement of Revenues
For Fiscal Year 2024 as of March 31, 2024
75.00 % OF THE FISCAL YEAR HAS ELAPSED

Fund	Adopted Budget	Changes and Amendments	Revised Budget	Current Year To Date	Current Year % of Budget
General Fund	\$ 53,371,132	\$ 55,430	\$ 53,426,562	\$ 35,683,700	67%
Opportunities Fund	7,988	-	7,988	-	0%
Perpetual Care Fund	706,055	-	706,055	653,632	93%
Debt Service Fund	71,781	-	71,781	113,065	158%
Metro Animal Fund	1,452,783	15,562	1,468,345	938,039	64%
River Fund	45,000	105,333	150,333	120,321	80%
CARES Act Funding	-	-	-	-	-
Weed & Pest Fund	928,331	-	928,331	624,297	67%
Special Fire Assistance Fund	-	557,325	557,325	168,425	30%
Revolving Land Fund	20,777	13,207	33,984	21,928	65%
Police Grants Fund	113,751	337,374	451,125	219,823	49%
Public Transit Fund	2,674,249	865,293	3,539,542	1,673,920	47%
Metropolitan Planning	962,608	331,394	1,294,002	497,750	38%
Public Safety Communications	3,285,090	33,848	3,318,938	2,367,336	71%
Direct Distribution	7,212,537	-	7,212,537	7,212,542	100%
Redevelopment Loan Fund	59,888	-	59,888	59,887	100%
Capital Projects Fund	21,198,100	9,188,853	30,386,953	3,441,565	11%
Capital - One Cent 17	18,997,833	-	18,997,833	12,062,468	63%
Water Distribution Fund	15,899,416	10,022	15,909,438	11,727,718	74%
Water Treatment Plant Ops Fund	4,344,283	16,628	4,360,911	2,732,936	63%
Sewer Fund	8,135,987	10,022	8,146,009	6,417,983	79%
Wastewater Treatment Plant	9,837,592	1,000,000	10,837,592	5,506,104	51%
Refuse Collection Fund	10,705,028	10,022	10,715,050	7,480,793	70%
Balefill Fund	7,372,928	754,800	8,127,728	5,969,330	73%
Aquatics Fund	1,181,166	4,905	1,186,071	724,730	61%
Golf Course Fund	1,114,000	-	1,114,000	581,542	52%
Ice Arena Fund	677,177	5,189	682,366	583,337	85%
Recreation Center Fund	1,039,429	120,892	1,160,321	861,265	74%
Hogadon Fund	1,043,219	56,082	1,099,301	886,162	81%
Ford Wyoming Center Fund	1,098,544	8,731	1,107,275	873,526	79%
Parking Fund	17,963	-	17,963	9,830	55%
Sports and Athletics	1,102,213	7,581	1,109,794	686,275	62%
Fleet Maintenance Fund	4,028,818	17,095	4,045,913	3,092,817	76%
Buildings and Structures Fund	1,581,070	21,158	1,602,228	1,055,964	66%
Health Insurance Fund	79,827	-	79,827	68,185	85%
Property Insurance Fund	3,345,053	71,528	3,416,581	2,509,458	73%
Total	\$ 183,711,616	\$ 13,618,274	\$ 197,329,890	\$ 117,626,656	60%

City of Casper, Wyoming
All Funds Statement of Expenditures
For Fiscal Year 2024 as of March 31, 2024
75.00 % OF THE FISCAL YEAR HAS ELAPSED

Fund	Adopted Budget	Carry-over Encumbrances and Amendments	Current Year Budget	Current Year To Date	Current Year % of Budget
General Fund	\$ 53,339,399	\$ 2,232,668	\$ 55,572,067	\$ 37,581,354	68%
Opportunities Fund	5,725,503	2,815,304	8,540,807	490,677	6%
Perpetual Care Fund	2,844,157	(30,387)	2,813,770	1,950,791	69%
Debt Service Fund	368,320	-	368,320	3,274	1%
Metro Animal Fund	1,595,035	337,450	1,932,485	1,034,203	54%
River Fund	68,000	112,626	180,626	36,300	20%
CARES Act Funding	12,224,514	-	12,224,514	-	0%
Weed & Pest Fund	856,882	92,922	949,804	600,550	63%
Special Fire Assistance Fund	-	557,325	557,325	168,425	30%
Revolving Land Fund	45,849	46,107	91,956	65,691	71%
Police Grants Fund	113,751	311,493	425,244	193,479	45%
Public Transit Fund	2,674,249	1,163,526	3,837,775	1,673,917	44%
Metropolitan Planning	962,608	365,730	1,328,338	470,217	35%
Public Safety Communications	3,164,764	279,082	3,443,846	2,302,582	67%
Direct Distribution	3,240,969	(72,867)	3,168,102	2,198,660	69%
Redevelopment Loan Fund	59,888	-	59,888	59,887	100%
Capital Projects Fund	28,591,811	26,542,926	55,134,737	13,390,351	24%
Capital - One Cent 17	4,546,939	1,008,500	5,555,439	2,467,970	44%
Water Distribution Fund	18,364,666	6,244,054	24,608,720	11,070,446	45%
Water Treatment Plant Ops Fund	4,344,283	16,628	4,360,911	2,733,898	63%
Sewer Fund	8,576,207	2,998,149	11,574,356	5,069,671	44%
Wastewater Treatment Plant	9,357,673	3,869,090	13,226,763	4,008,316	30%
Refuse Collection Fund	10,389,466	1,818,727	12,208,193	6,456,085	53%
Balefill Fund	9,576,789	2,841,799	12,418,588	6,386,073	51%
Aquatics Fund	1,181,166	4,905	1,186,071	724,730	61%
Golf Course Fund	1,058,352	29,929	1,088,281	777,968	71%
Ice Arena Fund	677,177	5,189	682,366	583,338	85%
Recreation Center Fund	1,039,429	120,892	1,160,321	861,265	74%
Hogadon Fund	1,043,219	56,082	1,099,301	886,162	81%
Ford Wyoming Center Fund	1,098,544	8,731	1,107,275	801,271	72%
Parking Fund	69,700	69,456	139,156	46,872	34%
Sports and Athletics	1,102,213	7,581	1,109,794	686,275	62%
Fleet Maintenance Fund	4,028,818	17,095	4,045,913	3,031,441	75%
Buildings and Structures Fund	1,581,070	21,158	1,602,228	1,181,693	74%
Health Insurance Fund	442,355	-	442,355	258,200	58%
Property Insurance Fund	3,159,104	129,653	3,288,757	2,597,685	79%
Total	\$ 197,512,869	\$ 54,021,522	\$ 251,534,391	\$ 112,849,717	45%

City of Casper, Wyoming
Summary of Cash, Investments, Other Monetary Assets and Working Capital
For Fiscal Year 2024 as of March 31, 2024
75.00 % OF THE FISCAL YEAR HAS ELAPSED

	<u>Cash and Investments</u>				<u>Working Capital</u>		
	<u>Cash</u>	<u>Investments</u>	<u>Market Adjustments</u>	<u>Total</u>	<u>Current Assets</u>	<u>Current Liabilities</u>	<u>Total</u>
General Fund	\$ 2,053,884	\$ 25,460,311	\$ -	\$ 27,514,195	\$ 2,357,956	\$ (3,472,315)	\$ 26,399,836
Capital Projects Funds							
Opportunities Fund	235,437	13,180,572	-	13,416,009	-	-	13,416,009
Capital Projects Fund	931,165	19,547,795	-	20,478,959	67,088	(585,948)	19,960,100
Capital - One Cent 17	910,899	17,693,304	-	18,604,203	-	-	18,604,203
Trust & Agency Funds							
Perpetual Care Fund	254,224	29,018,289	-	29,272,514	-	-	29,272,514
Metro Animal Fund	220,460	796,660	-	1,017,120	30,446	(193,054)	854,512
River Fund	213,206	2,489,833	-	2,703,038	50,000	(223,000)	2,530,038
CARES Act Funding	191,645	12,032,707	-	12,224,352	-	(1,115,446)	11,108,906
Public Safety Communications	881,087	-	-	881,087	119,023	(107,764)	892,346
Health Insurance Fund	195,793	2,880,157	-	3,075,951	-	(73,258)	3,002,692
Debt Service Funds	263,771	5,358,371	-	5,622,142	(11,255)	(63,991)	5,546,895
Special Revenue Funds							
Weed & Pest Fund	310,102	1,076,150	-	1,386,253	-	(124,714)	1,261,539
Special Fire Assistance Fund	14,471	-	-	14,471	19,171	(12,414)	21,228
Revolving Land Fund	147,441	659,312	-	806,753	-	(23,242)	783,511
Police Grants Fund	(43,271)	-	-	(43,271)	50,156	(4,019)	2,866
Public Transit Fund	(280,301)	-	-	(280,301)	369,664	(89,360)	3
Metropolitan Planning	131,517	-	-	131,517	227,610	(30,365)	328,761
Direct Distribution	320,100	4,744,819	-	5,064,920	-	(51,038)	5,013,882
Redevelopment Loan Fund	100,937	-	-	100,937	2,687	(2,687)	100,937
Utility Enterprise Funds							
Water Distribution Fund	481,960	24,333,348	-	24,815,308	972,509	(394,926)	25,392,891
Water Treatment Plant Ops Fund	(106,108)	-	-	(106,108)	153,710	(58,248)	(10,647)
Sewer Fund	318,213	9,783,022	-	10,101,235	555,697	(77,043)	10,579,889
Wastewater Treatment Plant	832,439	13,133,673	-	13,966,112	693,827	(563,237)	14,096,702
Refuse Collection Fund	771,163	4,643,451	-	5,414,614	610,642	(183,650)	5,841,606
Balefill Fund	280,344	6,532,794	-	6,813,138	404,820	(201,844)	7,016,114
Parks & Recreation Enterprise Funds							
Aquatics Fund	29,110	-	-	29,110	-	(29,110)	-
Golf Course Fund	427,696	-	-	427,696	67,211	(52,984)	441,923
Ice Arena Fund	(3,194)	-	-	(3,194)	19,631	(16,437)	-
Recreation Center Fund	30,615	-	-	30,615	819	(31,435)	-
Hogadon Fund	4,409	-	-	4,409	20,495	(24,904)	-
Ford Wyoming Center Fund	320,024	812,009	-	1,132,034	15,119	(1,002,660)	144,493
Sports and Athletics	12,789	-	-	12,789	-	(12,789)	-
Other Enterprise Funds - Parking	74,760	20,863	-	95,623	14,119	-	109,743
Internal Service Funds							
Fleet Maintenance Fund	204,634	-	-	204,634	104,189	(78,744)	230,080
Buildings and Structures Fund	413,314	-	-	413,314	4,272	(36,665)	380,920
Property Insurance Fund	290,852	-	-	290,852	27,038	(12,553)	305,336
	<u>\$ 11,435,588</u>	<u>\$ 194,197,439</u>	<u>\$ -</u>	<u>\$ 205,633,027</u>	<u>\$ 6,946,644</u>	<u>\$ (8,949,842)</u>	<u>\$ 203,629,829</u>

City of Casper, Wyoming
Summary of Cash and Investments
For Fiscal Year 2024 as of March 31, 2024
75.00 % OF THE FISCAL YEAR HAS ELAPSED

Bank Accounts

Petty Cash	\$ 19,497
Petty Cash	2,530
Concentration	8,815,730
Expense Checking	(258,351)
Customer Refund	2,061
Wire Transfer	-
Court Bonds	228,284
CEC Show Account	195,858
Police Evidence Account	85,933
Firehouse Redevelopment	-
Outgoing EFT	(2,170)

Total Cash **\$ 9,089,371**

Investments

General Fund	\$ 25,460,311
Opportunities Fund	13,180,572
Perpetual Care Fund	29,018,289
Debt Service Fund	5,358,371
Metro Animal Fund	796,660
River Fund	2,489,833
CARES Act Funding	12,032,707
Weed & Pest Fund	1,076,150
Revolving Land Fund	659,312
Direct Distribution	4,744,819
Capital Projects Fund	19,547,795
Capital - One Cent 17	17,693,304
Water Distribution Fund	24,333,348
Sewer Fund	9,783,022
Wastewater Treatment Plant	13,133,673
Refuse Collection Fund	4,643,451
Balefill Fund	6,532,794
Ford Wyoming Center Fund	812,009
Parking Fund	20,863
Health Insurance Fund	2,880,157

Total Investments **\$ 194,197,439**

Other Assets

General Fund	
Notes/Loans Receivable	\$ -
Opportunities Fund	
Notes/Loans Receivable	249,708
Perpetual Care Fund	
Notes/Loans Receivable	165,217
Debt Service Fund	
Notes/Loans Receivable	(24,587)
Penalty Receivable	5,767
Principal Receivable	71,233
Redevelopment Loan Fund	
Notes/Loans Receivable	109,000
Capital Projects Fund	
Notes/Loans Receivable	78,459

Total Other Assets **\$ 654,796**

City of Casper, Wyoming
General Fund Balance Sheet
For Fiscal Year 2024 as of March 31, 2024
75.00 % OF THE FISCAL YEAR HAS ELAPSED

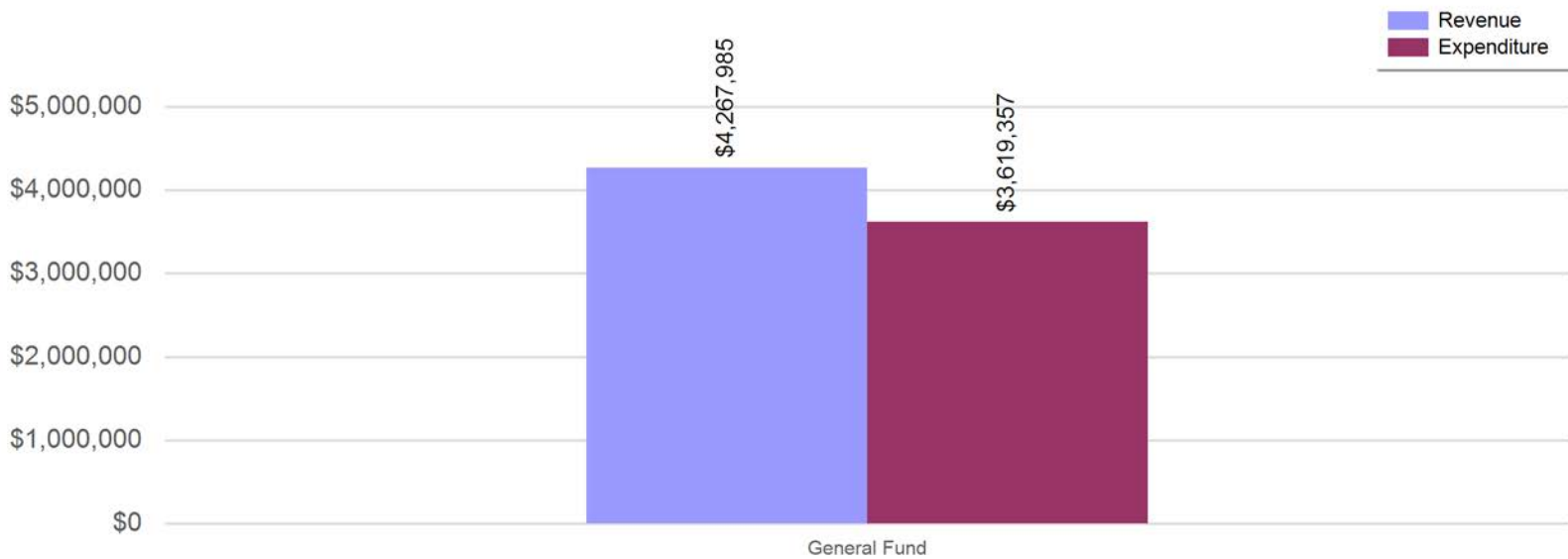
	General Fund
ASSETS	
Current Assets	
Cash	2,053,884
Investments	25,460,311
Market Adjustments	-
Inventory	89,035
Grants Receivable	-
Loans Receivable	-
Accounts Receivable	2,040,049
Prepaid Expenses	107,578
Lease Receivable - Short Term	121,293
Total Current Assets	29,872,151
Non-Current Assets	
Lease Receivable - Long Term	2,409,738
Total Assets	32,281,889
LIABILITIES	
Current Liabilities	
Accounts Payable	1,038,538
Accrued Wages and Benefits Payable	28,887
Deferred Revenue	3,011
Held in Trust - Surety Bonds	2,401,880
Total Current Liabilities	3,472,315
Non-Current Liabilities	
Notes Payable	(30,271)
Funds Held in Trust	-
Total Non-Current Liabilities	(30,271)
Total Liabilities	3,442,044
DEFERRED INFLOWS OF RESOURCES	
Total Deferred Inflows Of Resources	2,405,029
NET POSITION	
Net Investment in Capital Assets	2,561,302
Unrestricted	23,873,514
Total Net Position	26,434,815

City of Casper, Wyoming
General Fund Revenue Expenditure Comparison
For Fiscal Year 2024 as of March 31, 2024
75.00 % OF THE FISCAL YEAR HAS ELAPSED

General Fund YTD Revenue and Expenditure Comparison



General Fund MTD Revenue and Expenditure Comparison



City of Casper, Wyoming
General Fund Statement of Expenditures
For Fiscal Year 2024 as of March 31, 2024
75.00 % OF THE FISCAL YEAR HAS ELAPSED

Organization	Revised Budget	Current Year To Date	Current Year % of Budget
General Fund Revenue	\$ 142,645	\$ 61,820	43%
General Fund Transfers Out	5,340,837	2,870,903	54%
City Council	255,772	161,112	63%
City Manager	708,577	442,156	62%
City Clerk	473,802	288,844	61%
Public Engagement	363,733	217,456	60%
Social Community Services	613,889	505,652	82%
Municipal Court	778,953	561,357	72%
City Attorney	837,427	601,692	72%
Human Resources	833,041	603,584	72%
City Hall	442,463	217,071	49%
Marathon Building	30,592	21,738	71%
Miller St. Dormitory	13,638	8,325	61%
City Center Building	47,177	32,583	69%
Ash Street Building	26,171	20,964	80%
Casper Business Center	259,845	247,535	95%
Information Services	2,159,762	1,430,133	66%
Finance	946,036	730,006	77%
Customer Service	1,021,086	715,509	70%
Engineering	1,106,457	764,257	69%
Streets	3,244,409	2,364,771	73%
Traffic Control	800,748	411,754	51%
Community Development	1,512,471	1,047,400	69%
Police Administration	17,781,304	12,417,609	70%
Police Career Services	499,924	326,273	65%
Police Investigations	37,798	30,838	82%
Fire-EMS Administration	11,633,393	7,821,496	67%
Fire-EMS Operations	620,552	599,491	97%
Fire-EMS Training	152,500	80,707	53%
Fire-EMS Prevent & Inspect	33,495	8,728	26%
Parks - Parks Maint.	1,739,883	1,222,591	70%
Parks - Urban Forestry	13,000	12,142	93%
Parks - Special Areas	144,500	86,049	60%
Cemetery	454,573	286,358	63%
Ft. Caspar Museum	501,614	362,453	72%
Total	\$ 55,572,067	\$ 37,581,354	68%

City of Casper, Wyoming
General Fund Statement of Revenues and Expenditures
For Fiscal Year 2024 as of March 31, 2024
75.00 % OF THE FISCAL YEAR HAS ELAPSED

	<u>Revised Budget</u>	<u>Current Year To Date</u>	<u>Current Year % of Budget</u>
Revenues:			
General Property Tax	\$ 6,235,890	\$ 3,801,505	60.96%
Licences and Permits	5,602,477	4,159,833	74.25%
Automobile Tax	1,700,000	1,665,038	97.94%
Cigarette Tax	230,000	131,516	57.18%
Gaming Revenue	1,724,039	1,016,616	58.97%
Gasoline Tax	1,290,627	890,328	68.98%
Intergovernmental Reimb.	-	52,941	
Intergovernmental User Charges	38,575	50,423	130.71%
Mineral Royalties Tax	2,075,000	1,017,825	49.05%
Municipal Share of State Sales	22,719,374	14,375,315	63.27%
Severance Tax	2,068,000	1,050,471	50.80%
Special Fuels Tax	594,698	423,310	71.18%
State Grants	-	2,932	
Goods and Svcs Rev	4,916,469	3,371,257	68.57%
Fines and Forfeits	1,285,000	1,051,617	81.84%
Misc Revenue	2,904,503	2,595,034	89.35%
Loan Receipts	1,328	797	60.02%
Transfers In	40,582	26,940	66.38%
Total Revenues	\$ 53,426,562	\$ 35,683,700	66.79%
	<u>Revised Budget</u>	<u>Current Year To Date</u>	<u>Current Year % of Budget</u>
Expenditures:			
Personnel Services	\$ 37,456,410	\$ 25,848,179	69.01%
Materials & Supplies	3,721,376	2,332,966	62.69%
Contractual Services	5,360,901	3,974,015	74.13%
Transfers Out	5,340,837	2,870,903	53.75%
Other Costs	3,104,916	2,181,774	70.27%
Special Projects	587,627	373,517	63.56%
Total Expenditures	\$ 55,572,067	\$ 37,581,354	67.63%
Net Revenue (Shortfall)	\$ (2,145,505)	\$ (1,897,654)	-0.84%

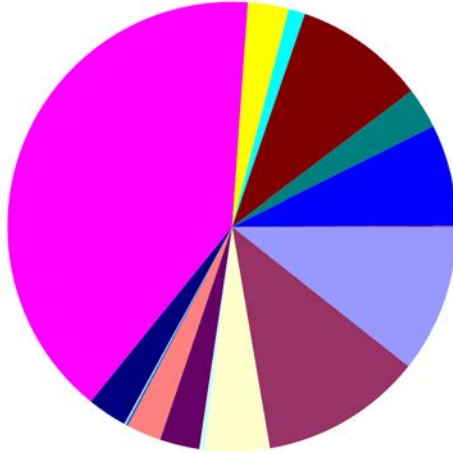
City of Casper, Wyoming
General Fund Summary of Cash and Investments
For Fiscal Year 2024 as of March 31, 2024
75.00 % OF THE FISCAL YEAR HAS ELAPSED

Cash	\$	2,053,884
Investments		25,460,311
	\$	<u>27,514,195</u>

City of Casper, Wyoming
General Fund Summary of Revenues and Expenditures
For Fiscal Year 2024 as of March 31, 2024
75.00 % OF THE FISCAL YEAR HAS ELAPSED

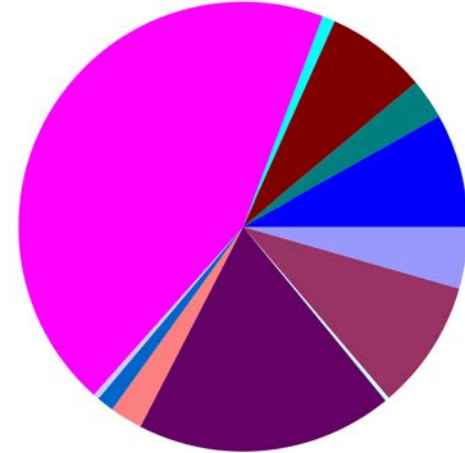
Year To Date Revenues
\$35,683,700

- General Property Tax -\$3,801,505
- Licences and Permits-\$4,159,833
- Automobile Tax -\$1,665,038
- Cigarette Tax -\$131,516
- Gaming Revenue -\$1,016,616
- Gasoline Tax -\$890,328
- Intergovernmental Reimb. -\$52,941
- Intergovernmental User Charges-\$50,423
- Mineral Royalties Tax -\$1,017,825
- Municipal Share of State Sales-\$14,375,315
- Severance Tax -\$1,050,471
- Special Fuels Tax -\$423,310
- State Grants -\$2,932
- Goods and Svcs Rev-\$3,371,257
- Fines and Forfeits-\$1,051,617
- Misc Revenue-\$2,595,034
- Loan Receipts -\$797
- Transfers In -\$26,940



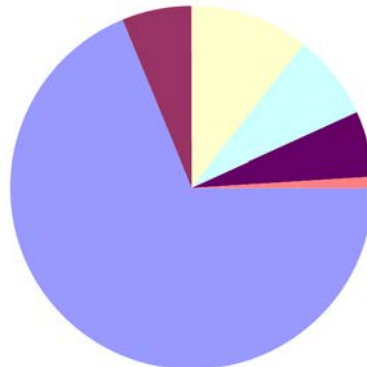
Month To Date Revenues
\$4,267,985

- General Property Tax -\$189,538
- Licences and Permits-\$398,570
- Automobile Tax -\$0
- Cigarette Tax -\$12,715
- Gaming Revenue -\$788,868
- Gasoline Tax -\$100,132
- Intergovernmental Reimb. -\$52,941
- Intergovernmental User Charges-\$17,871
- Mineral Royalties Tax -\$0
- Municipal Share of State Sales-\$1,886,642
- Severance Tax -\$0
- Special Fuels Tax -\$38,782
- State Grants -\$0
- Goods and Svcs Rev-\$310,265
- Fines and Forfeits-\$124,322
- Misc Revenue-\$347,340
- Loan Receipts -\$0
- Transfers In -\$0



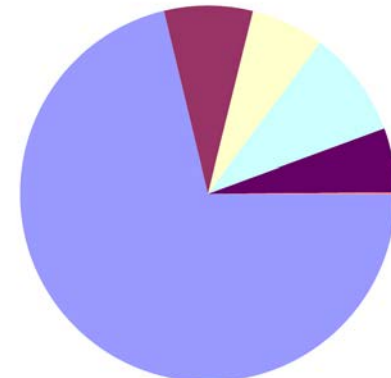
Year To Date Expenditures
\$37,581,354

- Personnel Services-\$25,848,179
- Materials & Supplies-\$2,332,966
- Contractual Services-\$3,974,015
- Transfers Out-\$2,870,903
- Other Costs-\$2,181,774
- Special Projects-\$373,517



Month To Date Expenditures
\$3,619,357

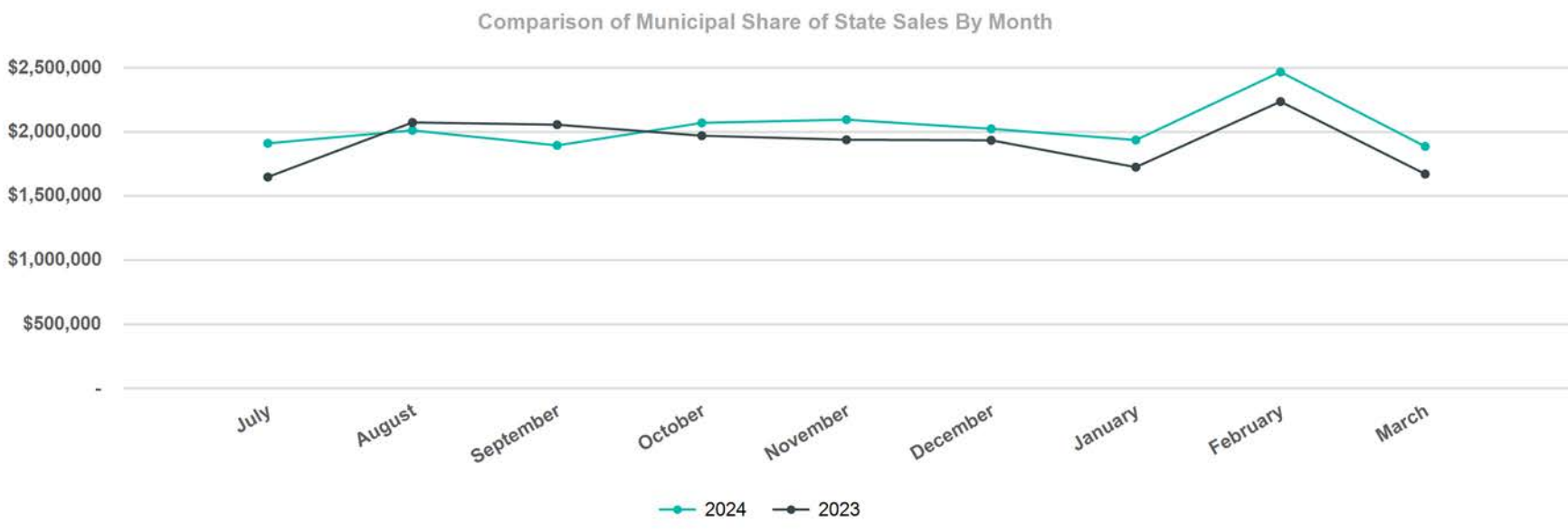
- Personnel Services-\$2,578,172
- Materials & Supplies-\$276,151
- Contractual Services-\$228,659
- Transfers Out-\$333,233
- Other Costs-\$198,016
- Special Projects-\$5,126



**City of Casper, Wyoming
Sales Tax Comparison
(Cash Basis - For Management Use Only)
For Fiscal Year 2024 as of March 31, 2024
75.00 % OF THE FISCAL YEAR HAS ELAPSED**

Month	FY 2024			FY 2023			FY 2024 Current Month % Increase Over 2023	FY 2024 To Date % Increase Over 2023
	Budget	Actuals	Actual Year to Date	Budget	Actuals	Actual Year to Date		
July	\$ 1,893,281	\$ 1,910,487	\$ 1,910,487	\$ 1,778,201	\$ 1,647,473	\$ 1,647,473	15.96%	15.96%
August	1,893,281	2,011,727	3,922,214	1,778,201	2,073,763	3,721,236	-2.99%	5.40%
September	1,893,281	1,894,331	5,816,545	1,778,201	2,056,269	5,777,506	-7.88%	0.68%
October	1,893,281	2,070,296	7,886,842	1,778,201	1,970,108	7,747,614	5.09%	1.80%
November	1,893,281	2,095,559	9,982,401	1,778,201	1,938,461	9,686,075	8.10%	3.06%
December	1,893,281	2,023,888	12,006,289	1,778,201	1,934,520	11,620,595	4.62%	3.32%
January	1,893,281	1,936,587	13,942,876	1,778,201	1,724,567	13,345,161	12.29%	4.48%
February	1,893,281	2,468,011	16,410,887	1,778,201	2,236,781	15,581,943	10.34%	5.32%
March	1,893,281	1,886,642	18,297,529	1,778,201	1,670,898	17,252,841	12.91%	6.06%
	\$ 17,039,531	\$ 18,297,529		\$ 16,003,808	\$ 17,252,841			

\$1,257,998 or 7.38 % Above YTD Projections for FY 2024 through period 9

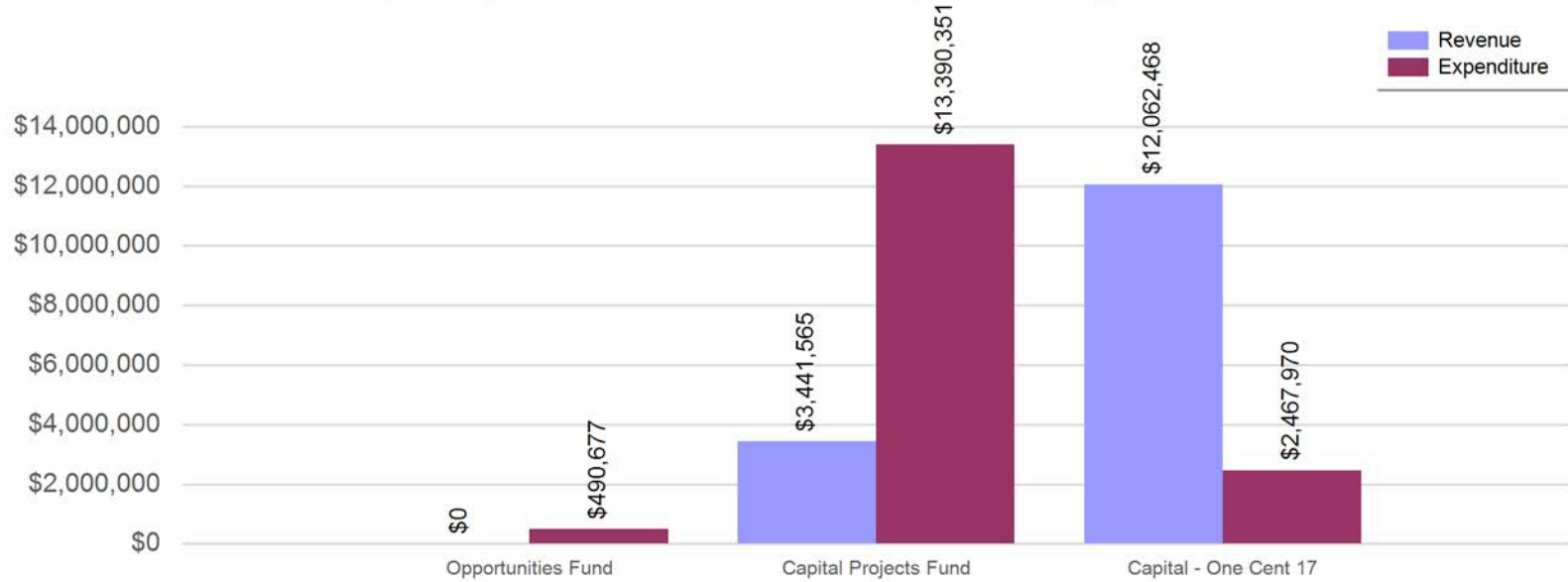


City of Casper, Wyoming
Capital Project Funds Consolidated Balance Sheet
For Fiscal Year 2024 as of March 31, 2024
75.00 % OF THE FISCAL YEAR HAS ELAPSED

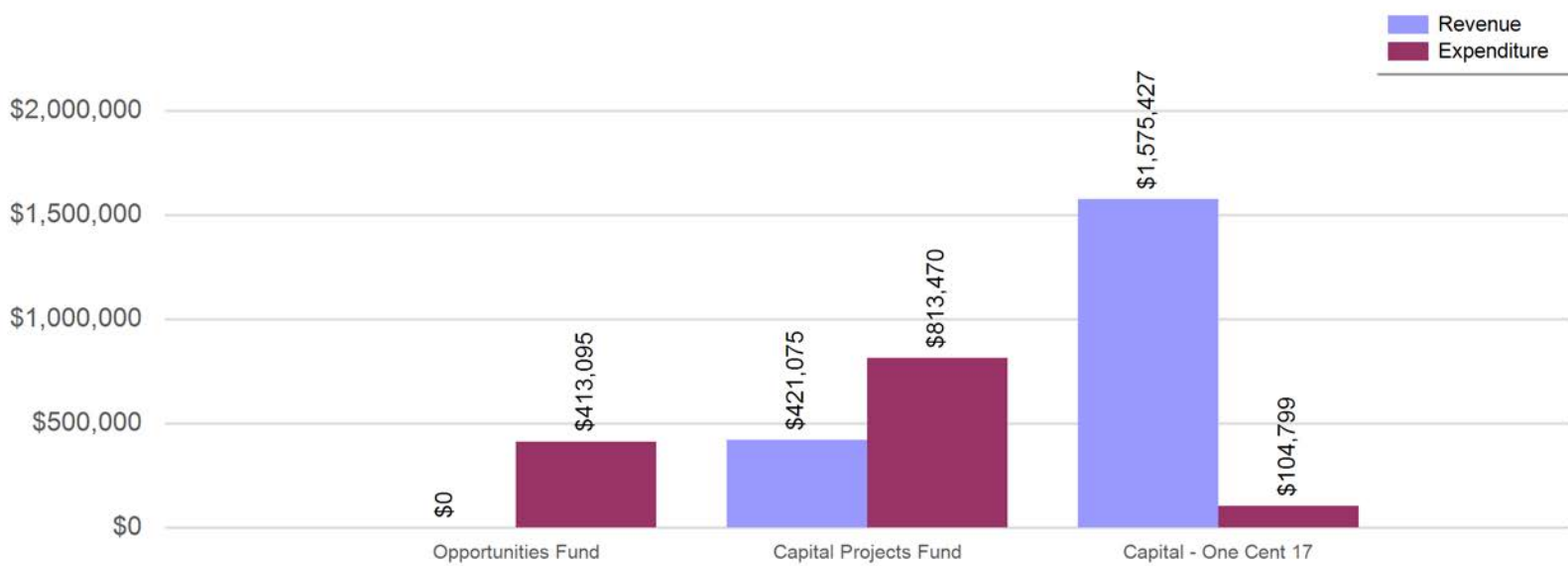
	Opportunities Fund	Capital Projects Fund	Capital - One Cent 17
ASSETS			
Current Assets			
Cash	235,437	931,165	910,899
Investments	13,180,572	19,547,795	17,693,304
Grants Receivable		11,146	
Loans Receivable	249,708	78,459	
Accounts Receivable	-	55,941	-
Total Current Assets	13,665,717	20,624,506	18,604,203
Total Assets	13,665,717	20,624,506	18,604,203
LIABILITIES			
Current Liabilities			
Accounts Payable	-	565,948	-
Deferred Revenue		20,000	
Total Current Liabilities	-	585,948	-
Total Liabilities	-	585,948	-
NET POSITION			
Unrestricted	13,665,717	20,038,559	18,604,203
Total Net Position	13,665,717	20,038,559	18,604,203

City of Casper, Wyoming
Capital Project Funds Revenue and Expenditure Comparison
 For Fiscal Year 2024 as of March 31, 2024
 75.00 % OF THE FISCAL YEAR HAS ELAPSED

Capital Projects Funds YTD Revenue and Expenditure Comparison



Capital Projects Funds MTD Revenue and Expenditure Comparison



City of Casper, Wyoming
Opportunities Fund Statement of Revenues and Expenditures
For Fiscal Year 2024 as of March 31, 2024
75.00 % OF THE FISCAL YEAR HAS ELAPSED

	Revised Budget	Current Year To Date	Current Year % of Budget
Revenues:			
Other Sources	\$ 7,988	\$ -	0.00%
Total Revenues	\$ 7,988	\$ -	0.00%

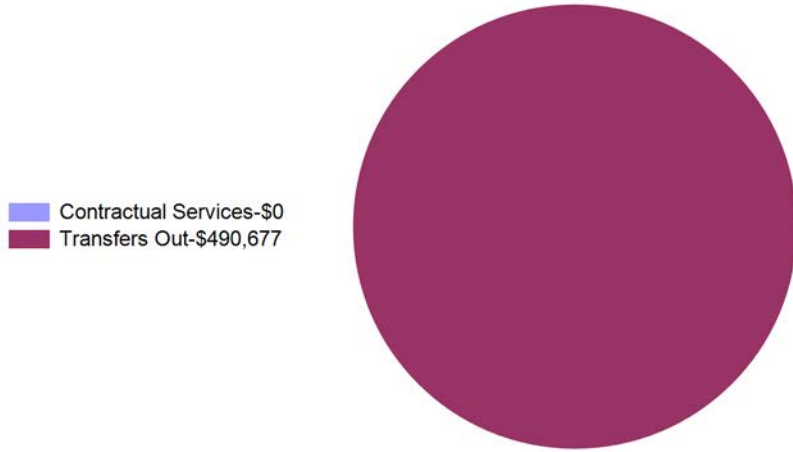
	Revised Budget	Current Year To Date	Current Year % of Budget
Expenditures:			
Contractual Services	\$ 76,506	\$ -	0.00%
Transfers Out	8,464,301	490,677	5.80%
Total Expenditures	\$ 8,540,807	\$ 490,677	5.75%
Net Revenue (Shortfall)	\$ (8,532,819)	\$ (490,677)	-5.75%

Opportunities Fund Summary of Cash and Investments

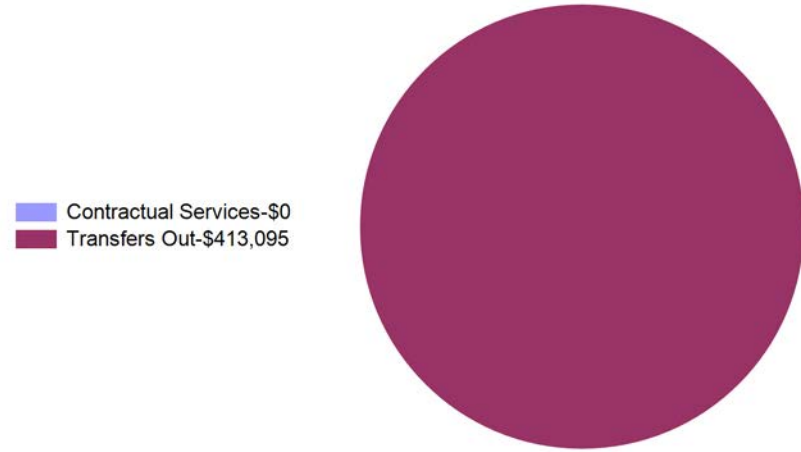
Cash	\$ 235,437
Investments	13,180,572
	\$ 13,416,009

City of Casper, Wyoming
Opportunities Fund Summary of Revenues and Expenditures
For Fiscal Year 2024 as of March 31, 2024
75.00 % OF THE FISCAL YEAR HAS ELAPSED

Year To Date Expenditures
\$490,677




Month To Date Expenditures
\$413,095



City of Casper, Wyoming
Capital Projects Fund Summary of Revenues and Expenditures
 For Fiscal Year 2024 as of March 31, 2024
 75.00 % OF THE FISCAL YEAR HAS ELAPSED

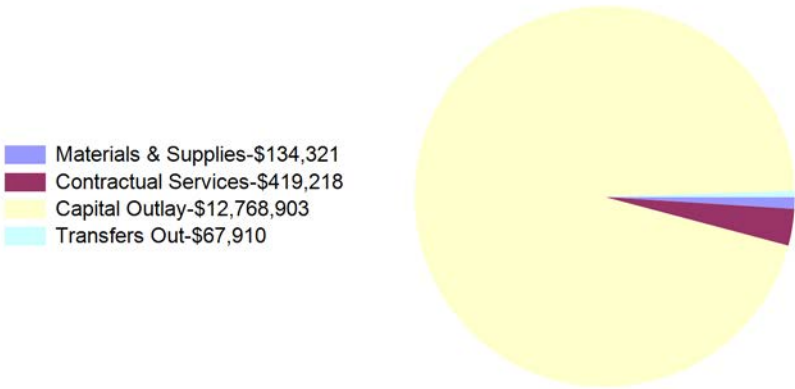
Year To Date Revenues
 \$3,441,565



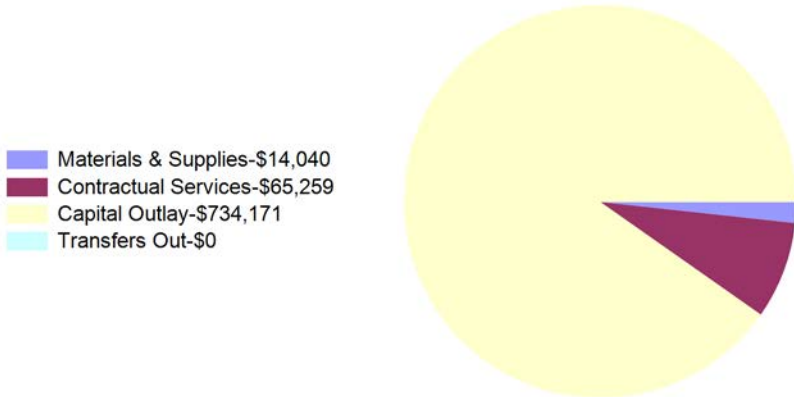
Month To Date Revenues
 \$421,075



Year To Date Expenditures
 \$13,390,351



Month To Date Expenditures
 \$813,470



City of Casper, Wyoming
Capital-One Cent 17 Fund Statement of Revenues and Expenditures
For Fiscal Year 2024 as of March 31, 2024
75.00 % OF THE FISCAL YEAR HAS ELAPSED

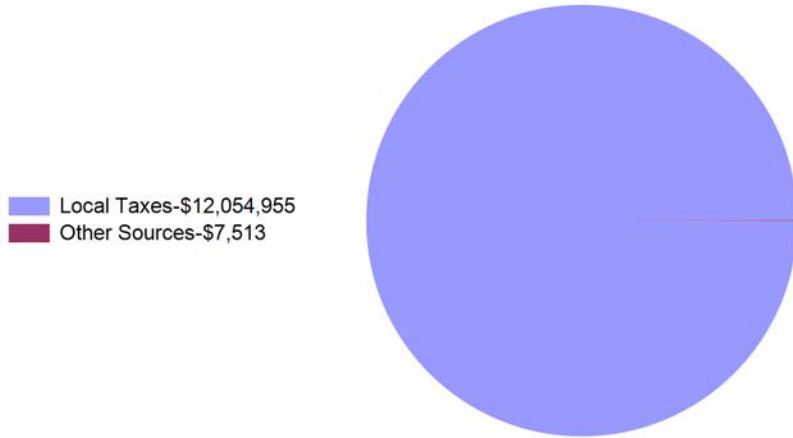
	Revised Budget	Current Year To Date	Current Year % of Budget
Revenues:			
Local Taxes	\$ 18,990,033	\$ 12,054,955	63.48%
Other Sources	7,800	7,513	96.31%
Total Revenues	\$ 18,997,833	\$ 12,062,468	63.49%
	Revised Budget	Current Year To Date	Current Year % of Budget
Expenditures:			
Capital Outlay	\$ 2,513,070	\$ 325,535	12.95%
Transfers Out	2,609,036	2,074,847	79.53%
Other Costs	433,333	67,588	15.60%
Total Expenditures	\$ 5,555,439	\$ 2,467,970	44.42%
Net Revenue (Shortfall)	\$ 13,442,394	\$ 9,594,498	19.07%

Capital-One Cent 17 Fund Summary of Cash and Investments

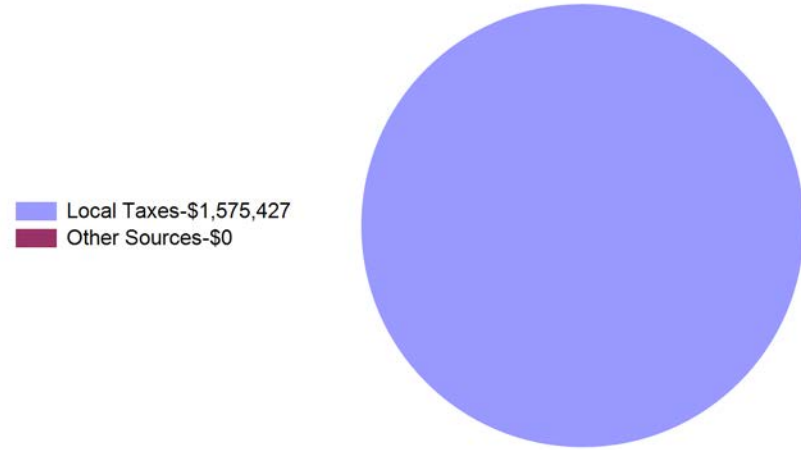
Cash	\$ 910,899
Investments	17,693,304
	\$ 18,604,203

City of Casper, Wyoming
Capital-One Cent 17 Fund Summary of Revenues and Expenditures
 For Fiscal Year 2024 as of March 31, 2024
 75.00 % OF THE FISCAL YEAR HAS ELAPSED

Year To Date Revenues
 \$12,062,468



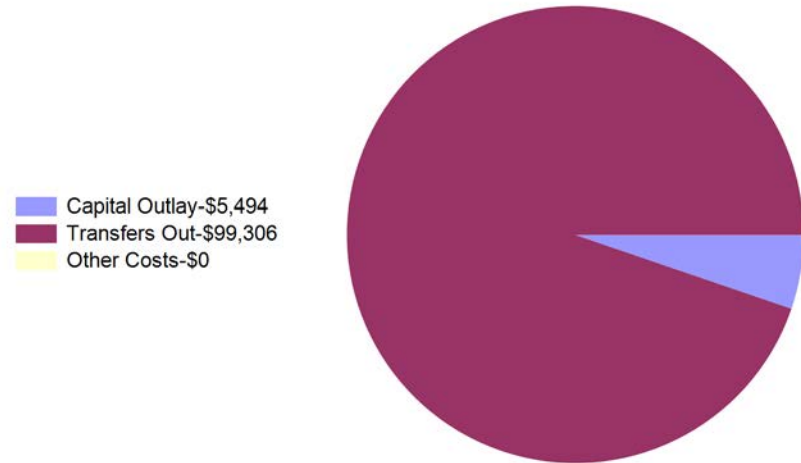
Month To Date Revenues
 \$1,575,427



Year To Date Expenditures
 \$2,467,970



Month To Date Expenditures
 \$104,799

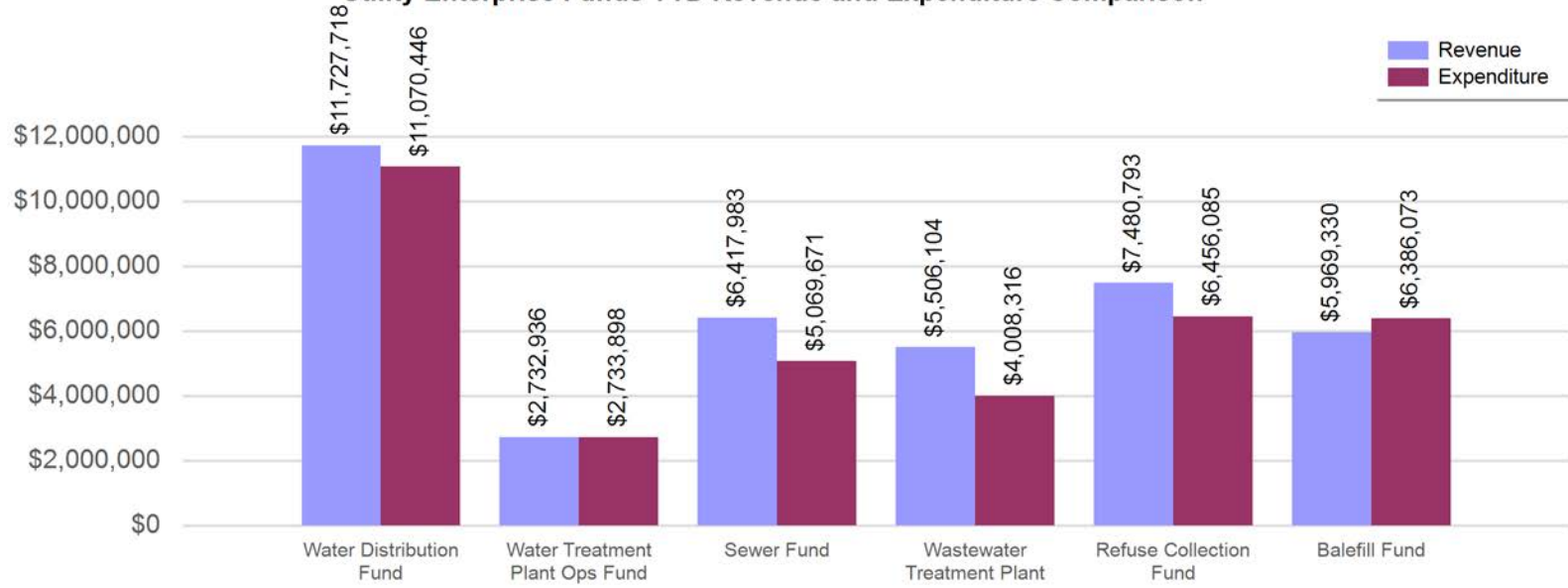


City of Casper, Wyoming
Utility Enterprise Funds Consolidated Balance Sheet
For Fiscal Year 2024 as of March 31, 2024
75.00 % OF THE FISCAL YEAR HAS ELAPSED

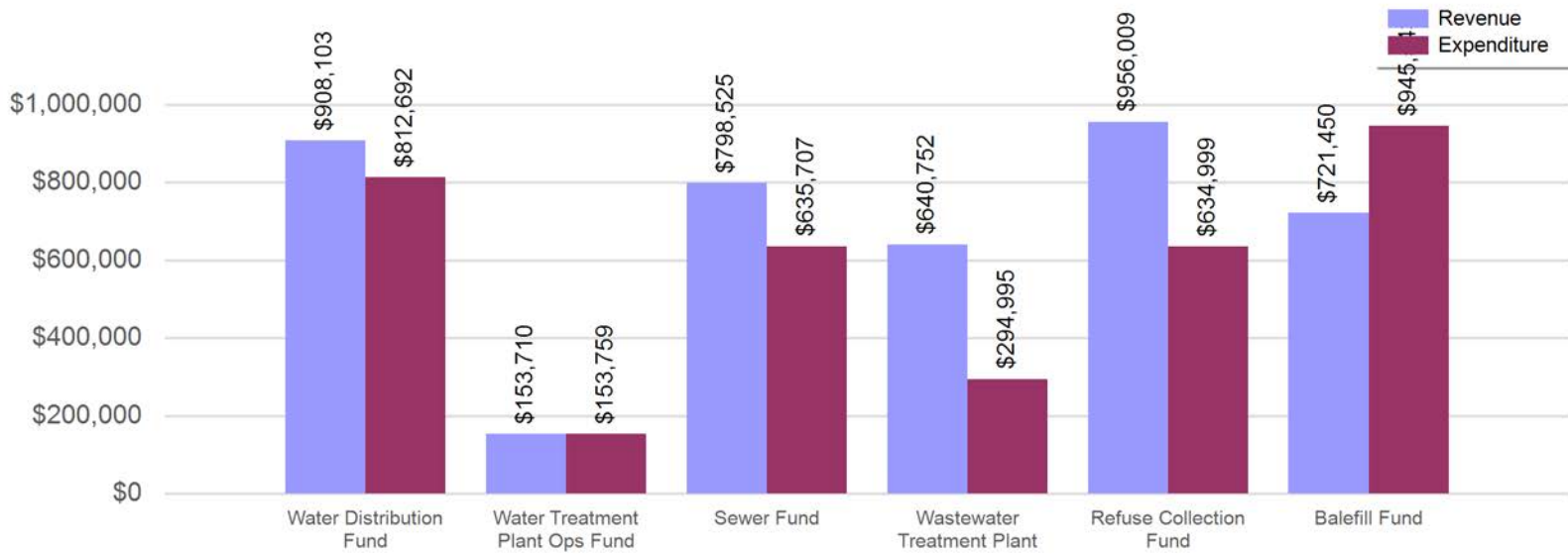
	Water Distribution Fund	Water Treatment Plant Ops Fund	Sewer Fund	Wastewater Treatment Plant	Refuse Collection Fund	Balefill Fund
ASSETS						
Current Assets						
Cash	481,960	(106,108)	318,213	832,439	771,163	280,344
Investments	24,333,348		9,783,022	13,133,673	4,643,451	6,532,794
Market Adjustments	-		-	-	-	-
Inventory	348,472			65,494		19,950
Grants Receivable				33,801		-
Accounts Receivable	553,405	153,710	555,697	593,083	606,314	378,967
Clearing	55,951					
Prepaid Expenses	6,097			1,448	4,328	5,902
Lease Receivable - Short Term	8,584					
Total Current Assets	25,787,817	47,602	10,656,931	14,659,939	6,025,256	7,217,958
Capital Assets						
Land, Buildings & Improvements	101,328,757		31,382,210	84,654,088	5,212,769	43,841,913
Equipment	5,721,644		2,108,327	8,037,512	8,030,476	10,252,857
Accumulated Depreciation	(45,903,870)		(22,292,257)	(54,721,556)	(5,099,275)	(21,491,548)
Total Capital Assets	61,146,530		11,198,280	37,970,044	8,143,969	32,603,221
Non-Current Assets						
Lease Receivable - Long Term	254,214					
Total Assets	87,188,561	47,602	21,855,212	52,629,983	14,169,225	39,821,179
DEFERRED OUTFLOWS OF RESOURCES						
Total Deferred Outflows Of Resources	744,483	400,772	248,535	543,653	892,641	732,821
LIABILITIES						
Current Liabilities						
Accounts Payable	250,820	57,817	77,043	504,438	185,386	102,111
Accrued Wages and Benefits Payable	(476)	431	-	(900)	(1,736)	167
Interest Payable	56,982			59,699		99,566
Customer Deposits	87,600					
Total Current Liabilities	394,926	58,248	77,043	563,237	183,650	201,844
Non-Current Liabilities						
Notes Payable	2,826,285			13,475,860		5,328,058
Closure & Post Closure Costs						8,466,858
Accrued Comp ABS	115,666	44,601	35,283	78,941	116,259	127,810
Net Pension Liability	2,011,937	1,008,810	770,106	1,403,809	2,432,512	2,000,571
Net OPEB Liability	85,685	48,402	25,587	64,575	102,118	83,725
Total Non-Current Liabilities	5,039,573	1,101,813	830,976	15,023,185	2,650,889	16,007,022
Total Liabilities	5,434,499	1,160,062	908,018	15,586,422	2,834,539	16,208,866
DEFERRED INFLOWS OF RESOURCES						
Total Deferred Inflows Of Resources	295,266	25,562	15,014	34,470	55,858	45,836
NET POSITION						
Net Investment in Capital Assets	58,583,043		11,198,280	24,494,184	8,143,969	27,275,163
Unrestricted	23,620,236	(737,250)	9,982,435	13,058,560	4,027,501	(2,975,865)
Total Net Position	82,203,279	(737,250)	21,180,715	37,552,744	12,171,470	24,299,298

City of Casper, Wyoming
Utility Enterprise Funds Revenue and Expenditure Comparison
 For Fiscal Year 2024 as of March 31, 2024
 75.00 % OF THE FISCAL YEAR HAS ELAPSED

Utility Enterprise Funds YTD Revenue and Expenditure Comparison



Utility Enterprise Funds MTD Revenue and Expenditure Comparison



City of Casper, Wyoming
Water Distribution Fund Statement of Revenues and Expenditures
For Fiscal Year 2024 as of March 31, 2024
75.00 % OF THE FISCAL YEAR HAS ELAPSED

	<u>Revised Budget</u>	<u>Current Year To Date</u>	<u>Current Year % of Budget</u>
Revenues:			
Goods and Svcs Rev	\$ 13,835,685	\$ 9,857,279	71.25%
Misc Revenue	483,363	562,137	116.30%
Utility Revenue	874,000	768,504	87.93%
Other Sources	716,390	539,798	75.35%
Total Revenues	\$ 15,909,438	\$ 11,727,718	73.72%

	<u>Revised Budget</u>	<u>Current Year To Date</u>	<u>Current Year % of Budget</u>
Expenditures:			
Personnel Services	\$ 2,585,430	\$ 1,777,390	68.75%
Materials & Supplies	9,104,057	5,804,640	63.76%
Contractual Services	1,750,446	1,038,137	59.31%
Capital Outlay	10,268,176	1,730,742	16.86%
Debt Service	656,714	562,781	85.70%
Transfers Out	5,989	4,227	70.58%
Other Costs	235,408	151,076	64.18%
Special Projects	2,500	1,452	58.07%
Total Expenditures	\$ 24,608,720	\$ 11,070,446	44.99%

Net Revenue (Shortfall) \$ (8,699,282) \$ 657,273 28.73%

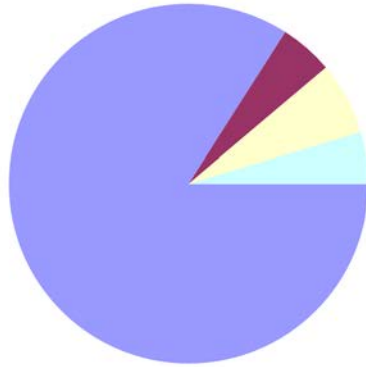
Water Distribution Fund Summary of Cash and Investments

Cash	\$ 481,960
Investments	24,333,348
	<u>\$ 24,815,308</u>

City of Casper, Wyoming
Water Distribution Fund Summary of Revenues and Expenditures
 For Fiscal Year 2024 as of March 31, 2024
 75.00 % OF THE FISCAL YEAR HAS ELAPSED

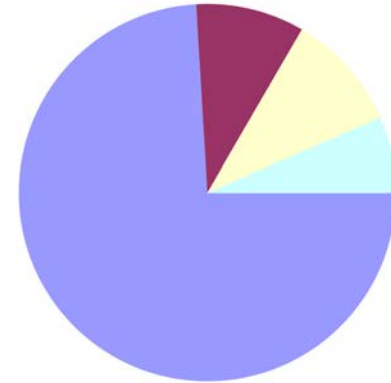
Year To Date Revenues
\$11,727,718

- Goods and Svcs Rev-\$9,857,279
- Misc Revenue-\$562,137
- Utility Revenue-\$768,504
- Other Sources-\$539,798



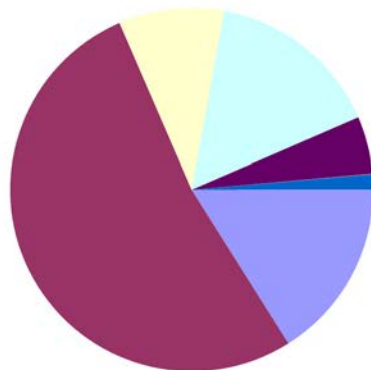
Month To Date Revenues
\$908,103

- Goods and Svcs Rev-\$672,487
- Misc Revenue-\$84,631
- Utility Revenue-\$92,120
- Other Sources-\$58,864



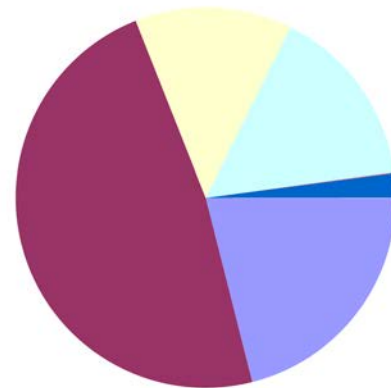
Year To Date Expenditures
\$11,070,446

- Personnel Services-\$1,777,390
- Materials & Supplies-\$5,804,640
- Contractual Services-\$1,038,137
- Capital Outlay-\$1,730,742
- Debt Service-\$562,781
- Transfers Out-\$4,227
- Other Costs-\$151,076
- Special Projects-\$1,452



Month To Date Expenditures
\$812,692

- Personnel Services-\$171,093
- Materials & Supplies-\$389,623
- Contractual Services-\$108,640
- Capital Outlay-\$125,719
- Debt Service-\$0
- Transfers Out-\$644
- Other Costs-\$16,798
- Special Projects-\$176



City of Casper, Wyoming
Water Treatment Plant Ops Fund Statement of Revenues and Expenditures
For Fiscal Year 2024 as of March 31, 2024
75.00 % OF THE FISCAL YEAR HAS ELAPSED

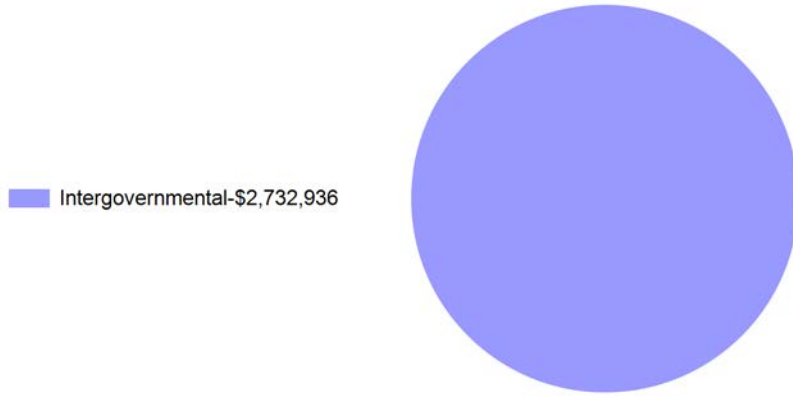
	Revised Budget	Current Year To Date	Current Year % of Budget
Revenues:			
Intergovernmental	\$ 4,360,911	\$ 2,732,936	62.67%
Total Revenues	\$ 4,360,911	\$ 2,732,936	62.67%
Expenditures:			
Personnel Services	\$ 1,290,665	\$ 792,267	61.38%
Materials & Supplies	2,575,300	1,610,764	62.55%
Contractual Services	397,623	285,535	71.81%
Other Costs	36,823	22,857	62.07%
Special Projects	60,500	22,474	37.15%
Total Expenditures	\$ 4,360,911	\$ 2,733,898	62.69%
 Net Revenue (Shortfall)	 \$ -	 \$ (962)	 -0.02%

Water Treatment Plant Ops Fund Summary of Cash and Investments

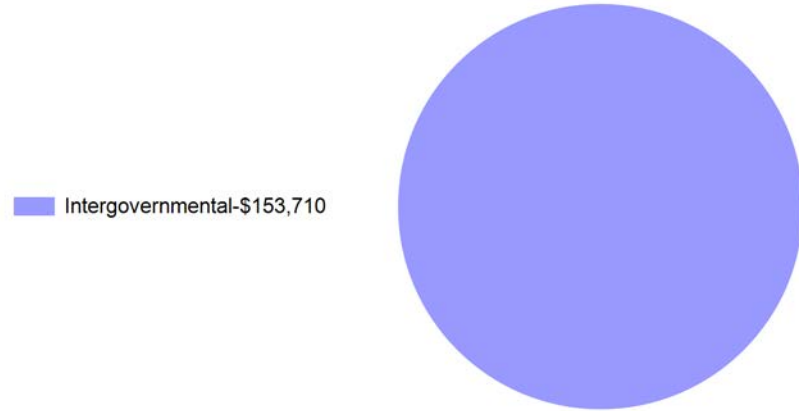
Cash	\$ (106,108)
Investments	-
	\$ (106,108)

City of Casper, Wyoming
Water Treatment Plant Ops Summary of Revenues and Expenditures
 For Fiscal Year 2024 as of March 31, 2024
 75.00 % OF THE FISCAL YEAR HAS ELAPSED

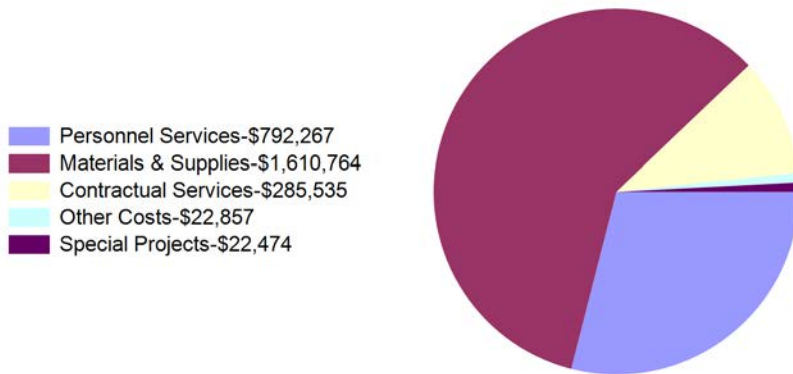
Year To Date Revenues
\$2,732,936



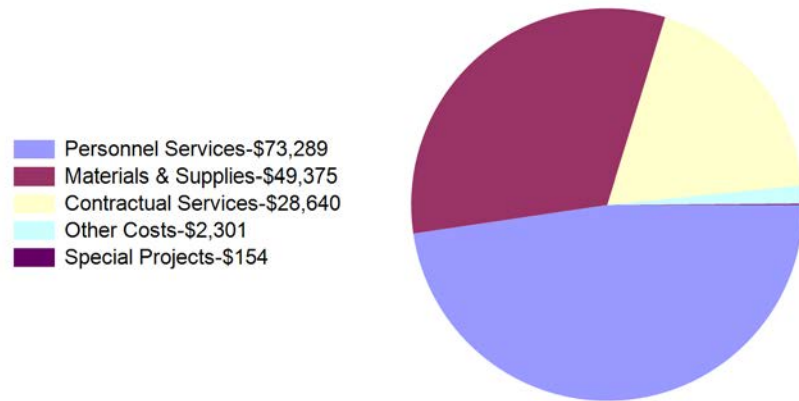
Month To Date Revenues
\$153,710



Year To Date Expenditures
\$2,733,898



Month To Date Expenditures
\$153,759



City of Casper, Wyoming
Sewer Fund Statement of Revenues and Expenditures
For Fiscal Year 2024 as of March 31, 2024
75.00 % OF THE FISCAL YEAR HAS ELAPSED

	<u>Revised Budget</u>	<u>Current Year To Date</u>	<u>Current Year % of Budget</u>
Revenues:			
Goods and Svcs Rev	\$ 7,780,599	\$ 6,058,817	77.87%
Misc Revenue	155,089	213,974	137.97%
Utility Revenue	40,000	14,946	37.37%
Other Sources	170,321	130,246	76.47%
Total Revenues	\$ 8,146,009	\$ 6,417,983	78.79%

	<u>Revised Budget</u>	<u>Current Year To Date</u>	<u>Current Year % of Budget</u>
Expenditures:			
Personnel Services	\$ 947,523	\$ 692,594	73.10%
Materials & Supplies	99,600	55,296	55.52%
Contractual Services	420,590	293,482	69.78%
Capital Outlay	4,144,709	398,586	9.62%
Transfers Out	292	176	60.32%
Other Costs	59,556	32,145	53.97%
Special Projects	5,902,086	3,597,392	60.95%
Total Expenditures	\$ 11,574,356	\$ 5,069,671	43.80%
Net Revenue (Shortfall)	\$ (3,428,347)	\$ 1,348,312	34.99%

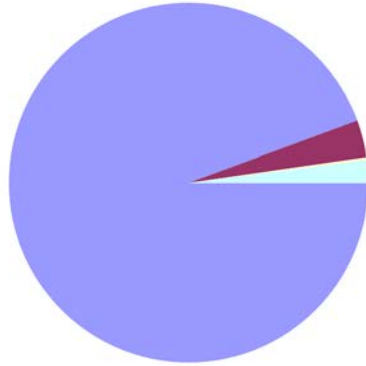
Sewer Fund Summary of Cash and Investments

Cash	\$ 318,213
Investments	9,783,022
	<u>\$ 10,101,235</u>

City of Casper, Wyoming
Sewer Fund Summary of Revenues and Expenditures
 For Fiscal Year 2024 as of March 31, 2024
 75.00 % OF THE FISCAL YEAR HAS ELAPSED

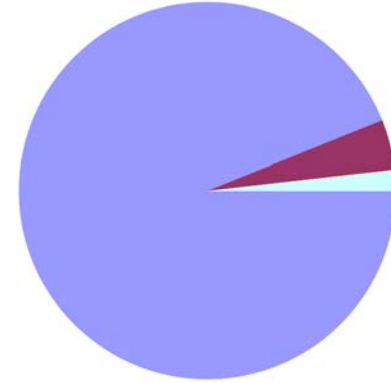
Year To Date Revenues
\$6,417,983

- Goods and Svcs Rev-\$6,058,817
- Misc Revenue-\$213,974
- Utility Revenue-\$14,946
- Other Sources-\$130,246



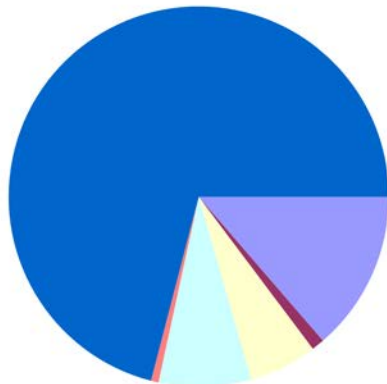
Month To Date Revenues
\$798,525

- Goods and Svcs Rev-\$749,976
- Misc Revenue-\$34,345
- Utility Revenue-\$846
- Other Sources-\$13,358



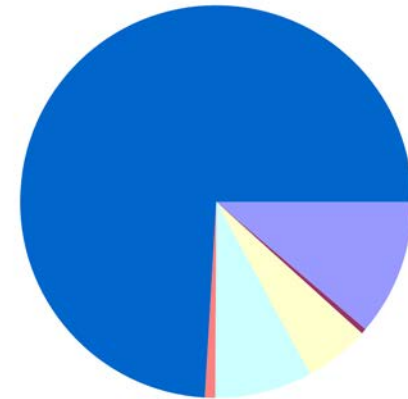
Year To Date Expenditures
\$5,069,671

- Personnel Services-\$692,594
- Materials & Supplies-\$55,296
- Contractual Services-\$293,482
- Capital Outlay-\$398,586
- Transfers Out-\$176
- Other Costs-\$32,145
- Special Projects-\$3,597,392



Month To Date Expenditures
\$635,707

- Personnel Services-\$71,518
- Materials & Supplies-\$2,806
- Contractual Services-\$34,139
- Capital Outlay-\$51,060
- Transfers Out-\$27
- Other Costs-\$5,324
- Special Projects-\$470,834



City of Casper, Wyoming
Wastewater Treatment Plant Fund Statement of Revenues and Expenditures
For Fiscal Year 2024 as of March 31, 2024
75.00 % OF THE FISCAL YEAR HAS ELAPSED

	<u>Revised Budget</u>	<u>Current Year To Date</u>	<u>Current Year % of Budget</u>
Revenues:			
Intergovernmental	\$ 9,967,708	\$ 4,774,626	47.90%
Misc Revenue	239,884	286,820	119.57%
Utility Revenue	630,000	444,659	70.58%
Total Revenues	\$ 10,837,592	\$ 5,506,104	50.81%

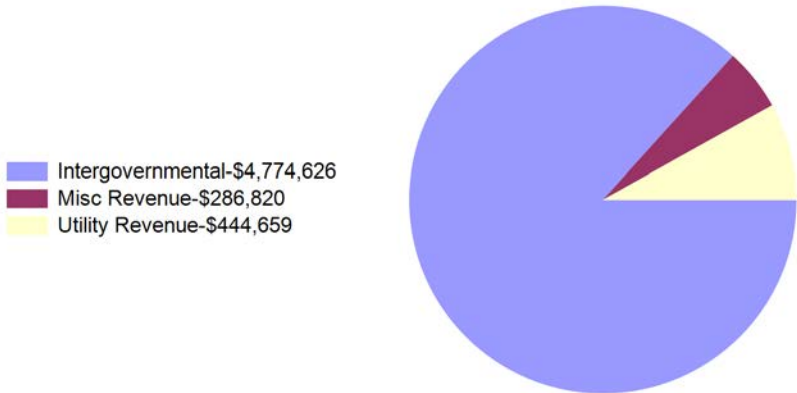
	<u>Revised Budget</u>	<u>Current Year To Date</u>	<u>Current Year % of Budget</u>
Expenditures:			
Personnel Services	\$ 1,717,001	\$ 1,242,501	72.36%
Materials & Supplies	1,599,200	774,163	48.41%
Contractual Services	799,632	518,670	64.86%
Capital Outlay	7,952,861	417,756	5.25%
Debt Service	846,297	842,833	99.59%
Other Costs	276,772	199,052	71.92%
Special Projects	35,000	13,341	38.12%
Total Expenditures	\$ 13,226,763	\$ 4,008,316	30.30%
Net Revenue (Shortfall)	\$ (2,389,171)	\$ 1,497,789	20.50%

Wastewater Treatment Plant Fund Summary of Cash and Investments

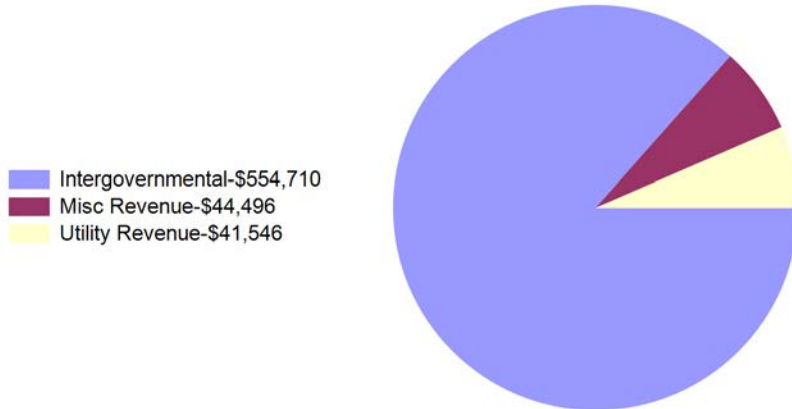
Cash	\$ 832,439
Investments	13,133,673
	<u>\$ 13,966,112</u>

City of Casper, Wyoming
Sewer Fund Summary of Revenues and Expenditures
 For Fiscal Year 2024 as of March 31, 2024
 75.00 % OF THE FISCAL YEAR HAS ELAPSED

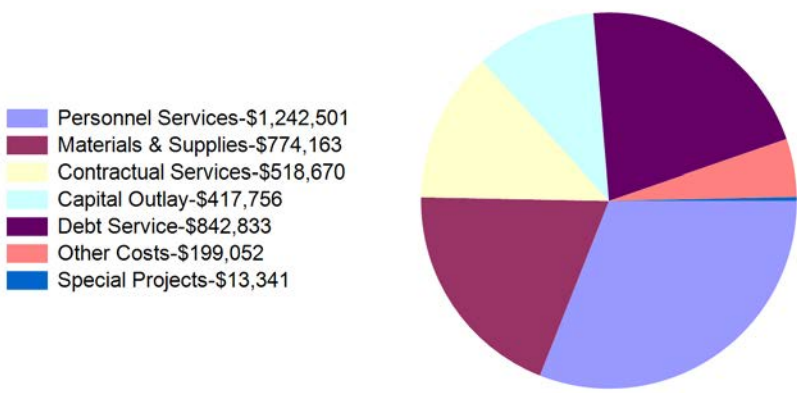
Year To Date Revenues
 \$5,506,104



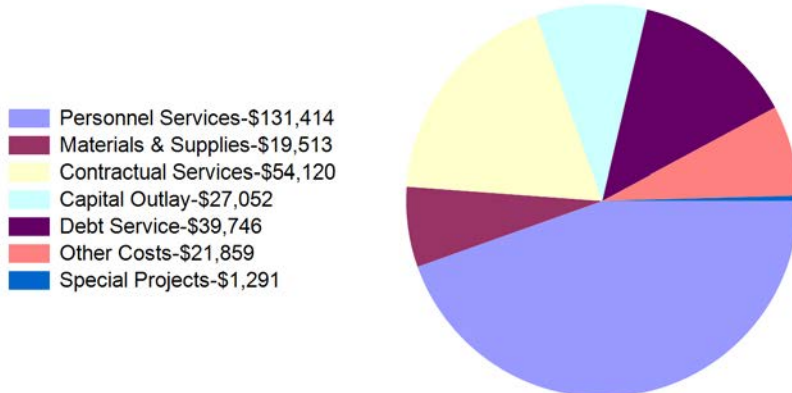
Month To Date Revenues
 \$640,752



Year To Date Expenditures
 \$4,008,316



Month To Date Expenditures
 \$294,995



City of Casper, Wyoming
Refuse Collection Fund Statement of Revenues and Expenditures
For Fiscal Year 2024 as of March 31, 2024
75.00 % OF THE FISCAL YEAR HAS ELAPSED

	<u>Revised Budget</u>	<u>Current Year To Date</u>	<u>Current Year % of Budget</u>
Revenues:			
Misc Revenue	\$ 69,978	\$ 97,163	138.85%
Utility Revenue	10,635,050	7,373,608	69.33%
Other Sources	10,022	10,022	100.00%
Total Revenues	\$ 10,715,050	\$ 7,480,793	69.82%

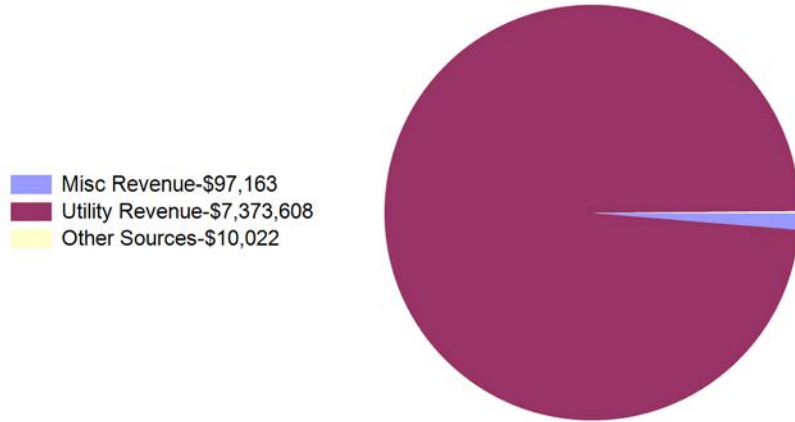
	<u>Revised Budget</u>	<u>Current Year To Date</u>	<u>Current Year % of Budget</u>
Expenditures:			
Personnel Services	\$ 2,794,848	\$ 2,040,314	73.00%
Materials & Supplies	714,302	394,155	55.18%
Contractual Services	4,360,111	3,444,735	79.01%
Capital Outlay	4,185,964	470,349	11.24%
Transfers Out	25,000	25,000	100.00%
Other Costs	124,968	80,745	64.61%
Special Projects	3,000	787	26.23%
Total Expenditures	\$ 12,208,193	\$ 6,456,085	52.88%
Net Revenue (Shortfall)	\$ (1,493,143)	\$ 1,024,708	16.93%

Refuse Collection Fund Summary of Cash and Investments

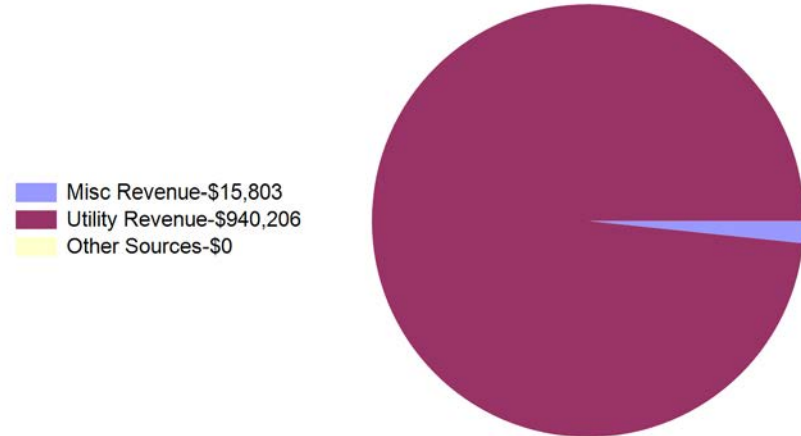
Cash	\$ 771,163
Investments	4,643,451
	<u>\$ 5,414,614</u>

City of Casper, Wyoming
Refuse Collection Fund Summary of Revenues and Expenditures
 For Fiscal Year 2024 as of March 31, 2024
 75.00 % OF THE FISCAL YEAR HAS ELAPSED

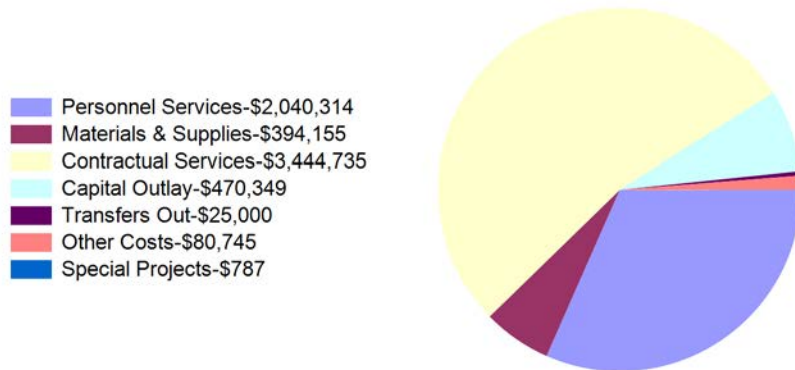
Year To Date Revenues
\$7,480,793



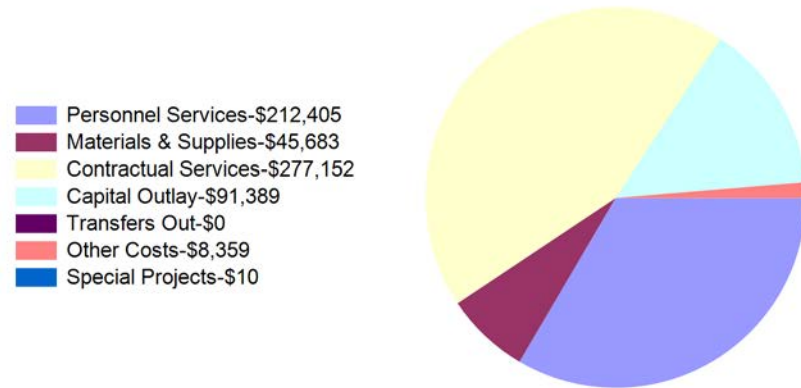
Month To Date Revenues
\$956,009



Year To Date Expenditures
\$6,456,085



Month To Date Expenditures
\$634,999



City of Casper, Wyoming
Balefill Fund Statement of Revenues and Expenditures
For Fiscal Year 2024 as of March 31, 2024
75.00 % OF THE FISCAL YEAR HAS ELAPSED

	<u>Revised Budget</u>	<u>Current Year To Date</u>	<u>Current Year % of Budget</u>
Revenues:			
Intergovernmental	\$ 955,140	\$ 62,998	6.60%
Goods and Svcs Rev	266,100	213,293	80.16%
Misc Revenue	276,588	175,056	63.29%
Utility Revenue	6,629,900	5,517,983	83.23%
Total Revenues	\$ 8,127,728	\$ 5,969,330	73.44%

	<u>Revised Budget</u>	<u>Current Year To Date</u>	<u>Current Year % of Budget</u>
Expenditures:			
Personnel Services	\$ 2,671,304	\$ 1,815,566	67.97%
Materials & Supplies	1,567,552	588,142	37.52%
Contractual Services	2,814,377	1,606,999	57.10%
Capital Outlay	4,603,530	1,696,047	36.84%
Debt Service	482,346	482,346	100.00%
Transfers Out	10,000	10,000	100.00%
Other Costs	248,829	172,122	69.17%
Special Projects	20,650	14,850	71.91%
Total Expenditures	\$ 12,418,588	\$ 6,386,073	51.42%
Net Revenue (Shortfall)	\$ (4,290,859)	\$ (416,743)	22.02%


Balefill Fund Summary of Cash and Investments

Cash	\$ 280,344
Investments	6,532,794
	<u>\$ 6,813,138</u>

City of Casper, Wyoming
Balefill Fund Summary of Revenues and Expenditures
 For Fiscal Year 2024 as of March 31, 2024
 75.00 % OF THE FISCAL YEAR HAS ELAPSED


Year To Date Revenues
\$5,969,330

- Intergovernmental-\$62,998
- Goods and Svcs Rev-\$213,293
- Misc Revenue-\$175,056
- Utility Revenue-\$5,517,983



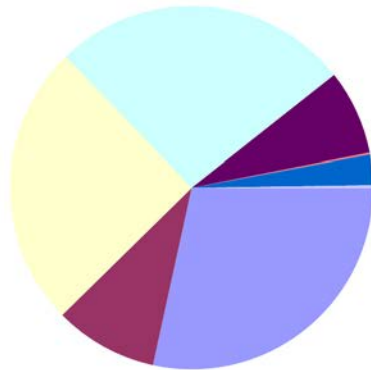
Month To Date Revenues
\$721,450

- Intergovernmental-\$0
- Goods and Svcs Rev-\$14,576
- Misc Revenue-\$22,979
- Utility Revenue-\$683,895



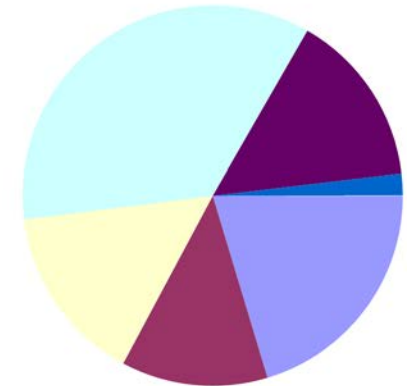
Year To Date Expenditures
\$6,386,073

- Personnel Services-\$1,815,566
- Materials & Supplies-\$588,142
- Contractual Services-\$1,606,999
- Capital Outlay-\$1,696,047
- Debt Service-\$482,346
- Transfers Out-\$10,000
- Other Costs-\$172,122
- Special Projects-\$14,850



Month To Date Expenditures
\$945,543

- Personnel Services-\$192,357
- Materials & Supplies-\$117,859
- Contractual Services-\$143,889
- Capital Outlay-\$333,581
- Debt Service-\$140,172
- Transfers Out-\$0
- Other Costs-\$17,276
- Special Projects-\$409

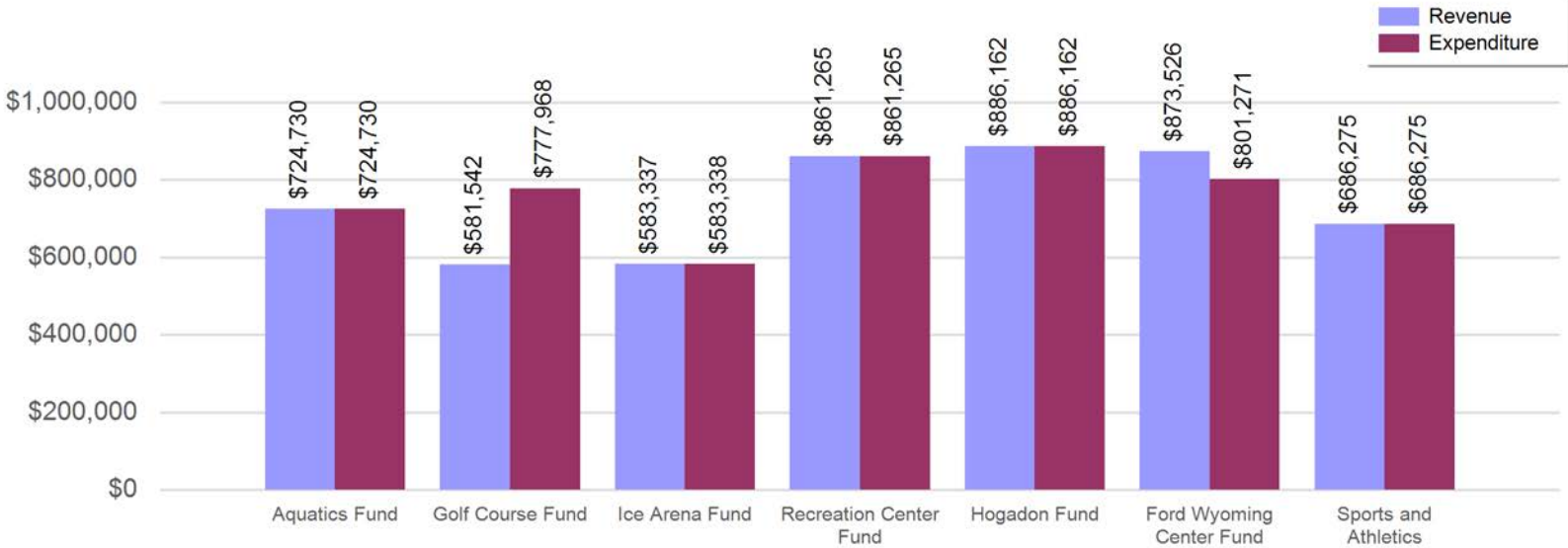


City of Casper, Wyoming
Parks & Recreation Enterprise Funds Consolidated Balance Sheet
For Fiscal Year 2024 as of March 31, 2024
75.00 % OF THE FISCAL YEAR HAS ELAPSED

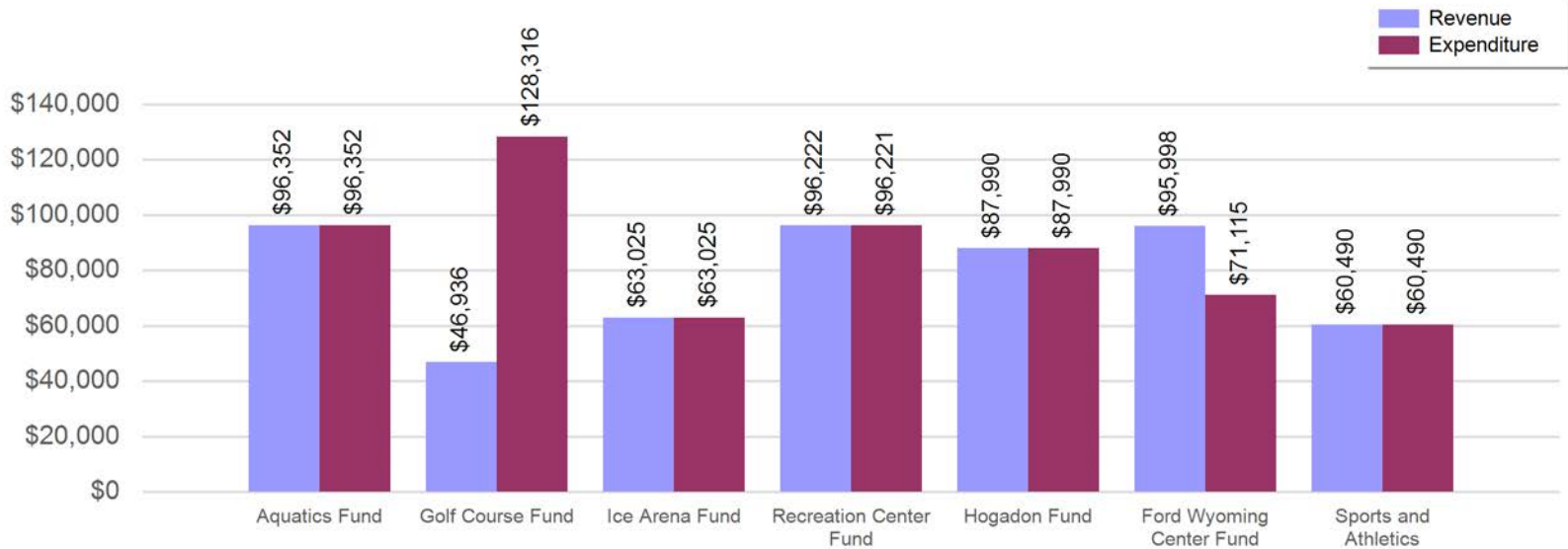
	Aquatics Fund	Golf Course Fund	Ice Arena Fund	Recreation Center Fund	Hogadon Fund	Ford Wyoming Center Fund	Sports and Athletics
ASSETS							
Current Assets							
Cash	29,110	427,696	(3,194)	30,615	4,409	320,024	12,789
Investments						812,009	
Inventory		36,608			20,495		
Grants Receivable						-	
Accounts Receivable		6,811	19,631	819	-	-	
Lease Receivable - Short Term		23,792				15,119	
Total Current Assets	29,110	494,907	16,437	31,435	24,904	1,147,153	12,789
Capital Assets							
Land, Buildings & Improvements	14,432,867	7,097,801	5,328,515	7,333,709	10,372,812	34,200,275	
Equipment	47,801	1,272,125	302,111	387,647	2,329,091	1,755,264	
Accumulated Depreciation	(3,990,239)	(5,495,973)	(2,123,904)	(5,122,466)	(4,189,634)	(23,706,318)	
Total Capital Assets	10,490,430	2,873,954	3,506,722	2,598,890	8,512,269	12,249,221	
Non-Current Assets							
Lease Receivable - Long Term						148,351	
Total Assets	10,519,540	3,368,860	3,523,159	2,630,325	8,537,173	13,544,725	12,789
DEFERRED OUTFLOWS OF RESOURCES							
Total Deferred Outflows Of Resources	58,265	109,974	55,189	162,028	147,176		
LIABILITIES							
Current Liabilities							
Accounts Payable	29,110	52,048	16,473	24,201	24,904	1,002,660	12,789
Accrued Wages and Benefits Payable	-	-	(36)	79	-		-
Deferred Revenue		936		7,154			
Total Current Liabilities	29,110	52,984	16,437	31,435	24,904	1,002,660	12,789
Non-Current Liabilities							
Accrued Comp ABS	15,654	20,647	6,699	22,755	20,085		-
Net Pension Liability	221,654	375,107	159,136	463,200	394,999		
Net OPEB Liability	4,738	10,269	6,046	17,872	17,023		
Total Non-Current Liabilities	242,046	406,023	171,881	503,828	432,107		-
Total Liabilities	271,156	459,007	188,318	535,262	457,011	1,002,660	12,789
DEFERRED INFLOWS OF RESOURCES							
Total Deferred Inflows Of Resources	3,281	30,130	3,403	10,013	9,245	155,924	
NET POSITION							
Net Investment in Capital Assets	10,490,430	2,897,745	3,506,722	2,598,890	8,512,269	12,412,691	
Unrestricted	(187,062)	91,952	(120,095)	(351,813)	(294,176)	(26,551)	-
Total Net Position	10,303,367	2,989,698	3,386,627	2,247,077	8,218,092	12,386,141	-

City of Casper, Wyoming
Parks & Recreation Enterprise Funds Revenue and Expenditure Comparison
 For Fiscal Year 2024 as of March 31, 2024
 75.00 % OF THE FISCAL YEAR HAS ELAPSED

Parks & Recreation Enterprise Funds YTD Revenue and Expenditure Comparison

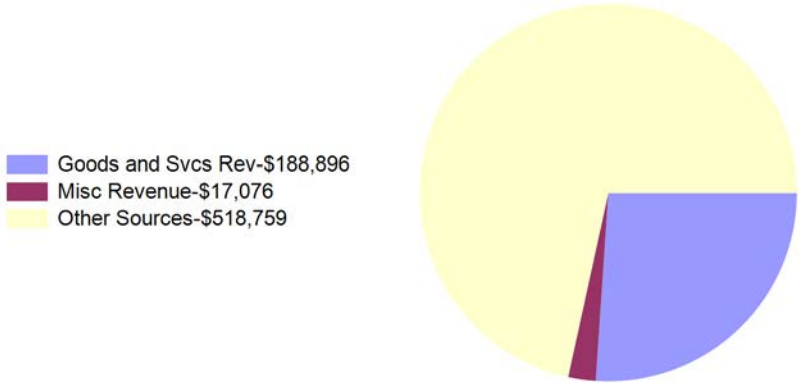


Parks & Recreation Enterprise Funds MTD Revenue and Expenditure Comparison

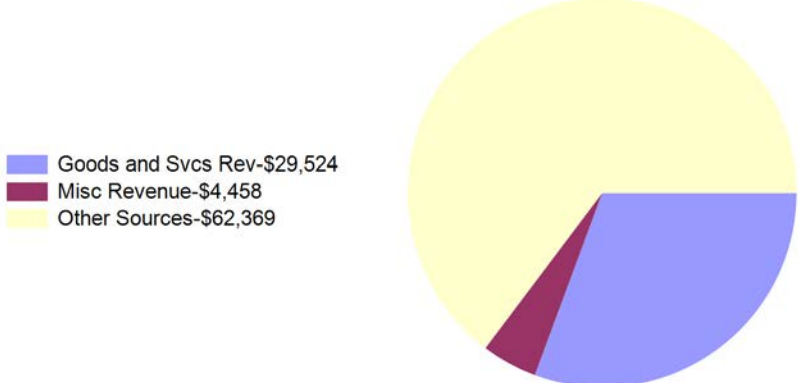


City of Casper, Wyoming
Aquatics Fund Summary of Revenues and Expenditures
 For Fiscal Year 2024 as of March 31, 2024
 75.00 % OF THE FISCAL YEAR HAS ELAPSED

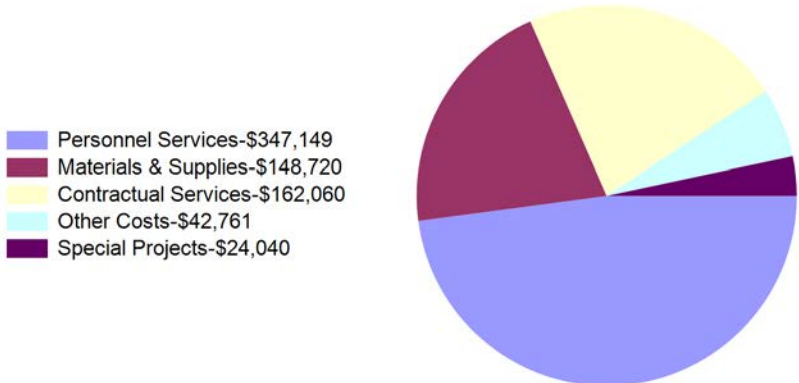
Year To Date Revenues
\$724,730



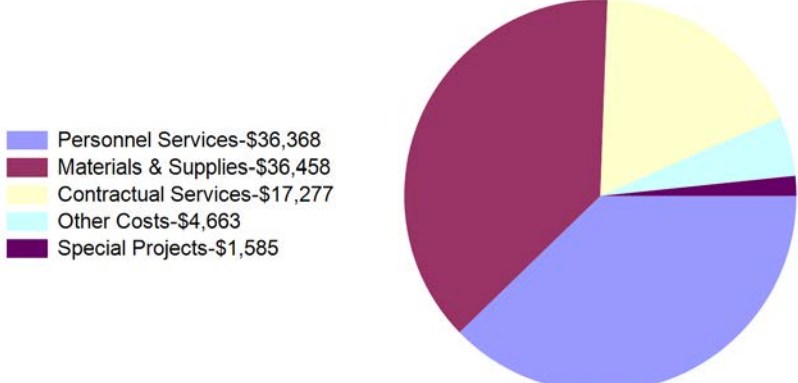
Month To Date Revenues
\$96,352



Year To Date Expenditures
\$724,730



Month To Date Expenditures
\$96,352



City of Casper, Wyoming
Golf Fund Statement of Revenues and Expenditures
For Fiscal Year 2024 as of March 31, 2024
75.00 % OF THE FISCAL YEAR HAS ELAPSED

	<u>Revised Budget</u>	<u>Current Year To Date</u>	<u>Current Year % of Budget</u>
Revenues:			
Goods and Svcs Rev	\$ 793,000	\$ 378,370	47.71%
Misc Revenue	321,000	203,172	63.29%
Total Revenues	\$ 1,114,000	\$ 581,542	52.20%

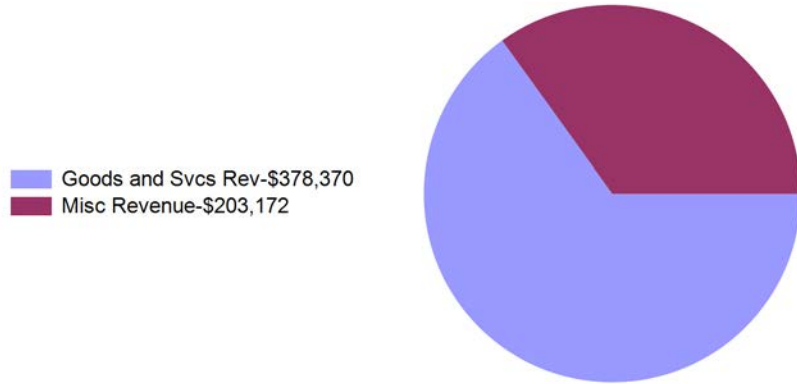
	<u>Revised Budget</u>	<u>Current Year To Date</u>	<u>Current Year % of Budget</u>
Expenditures:			
Personnel Services	\$ 568,707	\$ 424,322	74.61%
Materials & Supplies	184,279	110,964	60.22%
Contractual Services	146,545	166,591	113.68%
Capital Outlay	123,469	31,929	25.86%
Other Costs	45,281	30,219	66.74%
Special Projects	20,000	13,942	69.71%
Total Expenditures	\$ 1,088,281	\$ 777,968	71.49%
Net Revenue (Shortfall)	\$ 25,719	\$ (196,426)	-19.28%

Golf Fund Summary of Cash and Investments

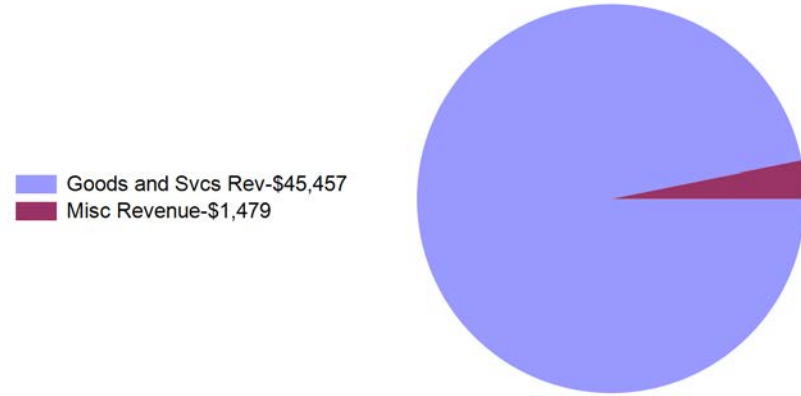
Cash	\$ 427,696
Investments	-
	<u>\$ 427,696</u>

City of Casper, Wyoming
Golf Fund Summary of Revenues and Expenditures
 For Fiscal Year 2024 as of March 31, 2024
 75.00 % OF THE FISCAL YEAR HAS ELAPSED

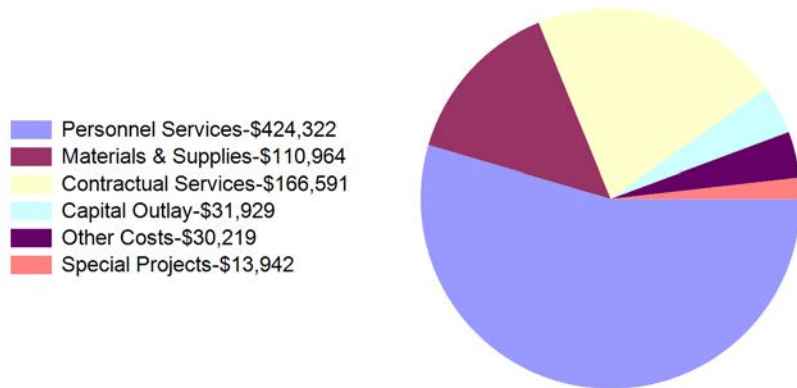
Year To Date Revenues
\$581,542



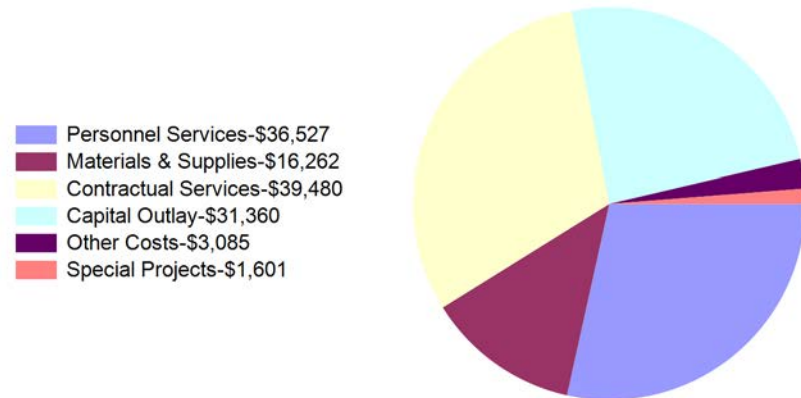
Month To Date Revenues
\$46,936



Year To Date Expenditures
\$777,968



Month To Date Expenditures
\$128,316



City of Casper, Wyoming
Ice Arena Fund Statement of Revenues and Expenditures
For Fiscal Year 2024 as of March 31, 2024
75.00 % OF THE FISCAL YEAR HAS ELAPSED

	Revised Budget	Current Year To Date	Current Year % of Budget
Revenues:			
Goods and Svcs Rev	\$ 374,700	\$ 347,026	92.61%
Misc Revenue	33,860	23,130	68.31%
Other Sources	273,806	213,182	77.86%
Total Revenues	\$ 682,366	\$ 583,337	85.49%

	Revised Budget	Current Year To Date	Current Year % of Budget
Expenditures:			
Personnel Services	\$ 354,320	\$ 295,617	83.43%
Materials & Supplies	137,576	119,654	86.97%
Contractual Services	153,193	139,625	91.14%
Other Costs	22,277	17,878	80.25%
Special Projects	15,000	10,585	70.57%
Non Budgeted	-	(22)	
Total Expenditures	\$ 682,366	\$ 583,338	85.49%

Net Revenue (Shortfall) \$ - \$ - 0.00%

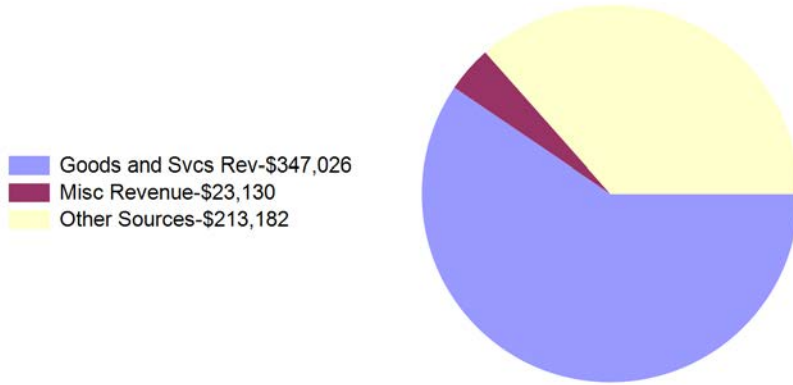
Cost Recovery 63.45 %

Ice Arena Fund Summary of Cash and Investments

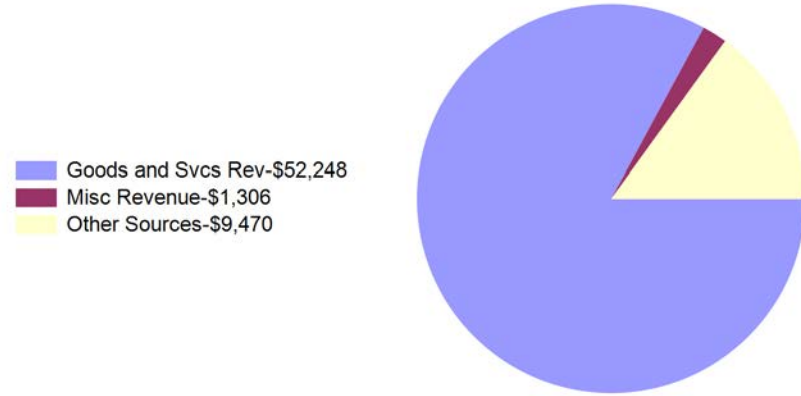
Cash	\$ (3,194)
Investments	-
	\$ (3,194)

City of Casper, Wyoming
Ice Arena Fund Summary of Revenues and Expenditures
 For Fiscal Year 2024 as of March 31, 2024
 75.00 % OF THE FISCAL YEAR HAS ELAPSED

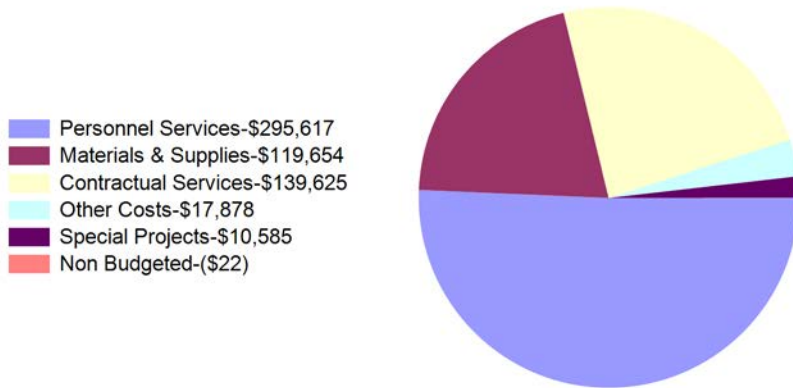
Year To Date Revenues
\$583,337



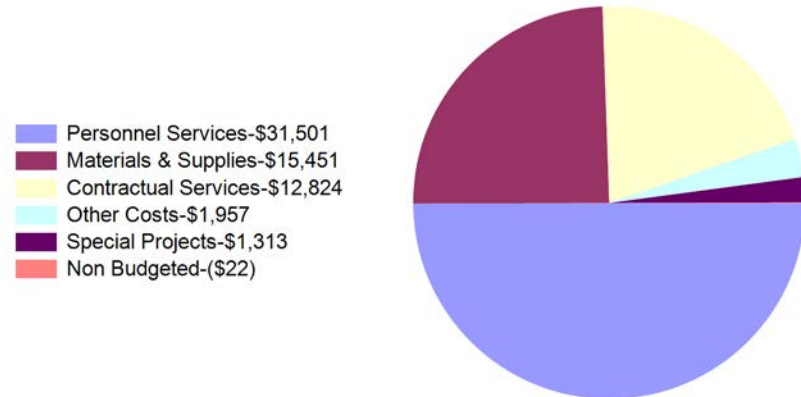
Month To Date Revenues
\$63,025



Year To Date Expenditures
\$583,338



Month To Date Expenditures
\$63,025



City of Casper, Wyoming
Recreation Center Statement of Revenues and Expenditures
For Fiscal Year 2024 as of March 31, 2024
75.00 % OF THE FISCAL YEAR HAS ELAPSED

	<u>Revised Budget</u>	<u>Current Year To Date</u>	<u>Current Year % of Budget</u>
Revenues:			
Intergovernmental	\$ 113,248	\$ 105,627	93.27%
Goods and Svcs Rev	402,800	193,540	48.05%
Misc Revenue	22,000	34,641	157.46%
Other Sources	622,273	527,458	84.76%
Total Revenues	\$ 1,160,321	\$ 861,265	74.23%

	<u>Revised Budget</u>	<u>Current Year To Date</u>	<u>Current Year % of Budget</u>
Expenditures:			
Personnel Services	\$ 643,546	\$ 417,836	64.93%
Materials & Supplies	188,220	157,261	83.55%
Contractual Services	197,433	192,372	97.44%
Other Costs	111,622	83,611	74.91%
Special Projects	19,500	10,186	52.23%
Total Expenditures	\$ 1,160,321	\$ 861,265	74.23%
Net Revenue (Shortfall)	\$ -	\$ -	0.00%

Cost Recovery **38.76 %**

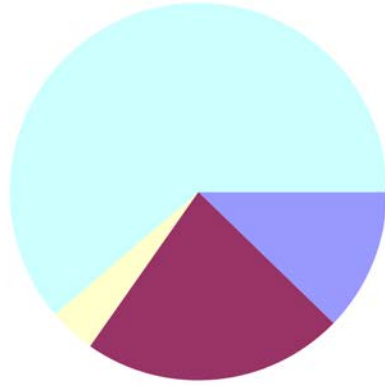
Recreation Center Fund Summary of Cash and Investments

Cash	\$	30,615
Investments		-
	<u>\$</u>	<u>30,615</u>

City of Casper, Wyoming
Recreation Center Fund Summary of Revenues and Expenditures
For Fiscal Year 2024 as of March 31, 2024
75.00 % OF THE FISCAL YEAR HAS ELAPSED

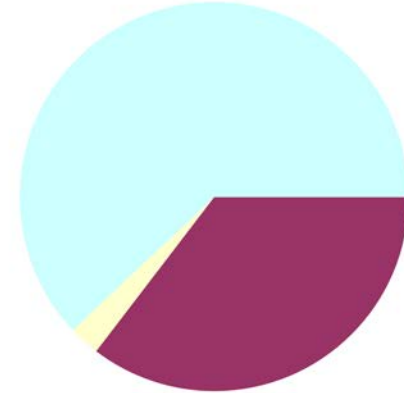
Year To Date Revenues
\$861,265

- Intergovernmental-\$105,627
- Goods and Svcs Rev-\$193,540
- Misc Revenue-\$34,641
- Other Sources-\$527,458



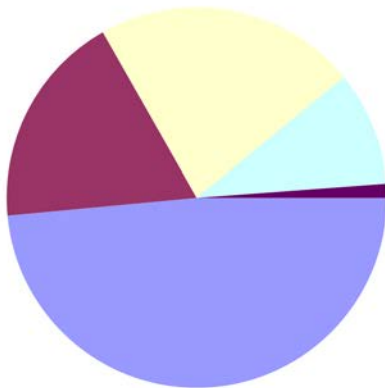
Month To Date Revenues
\$96,222

- Intergovernmental-\$0
- Goods and Svcs Rev-\$34,055
- Misc Revenue-\$2,487
- Other Sources-\$59,680



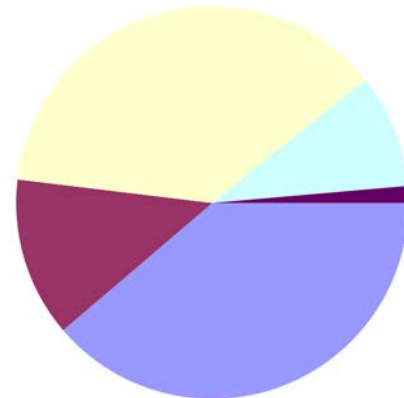
Year To Date Expenditures
\$861,265

- Personnel Services-\$417,836
- Materials & Supplies-\$157,261
- Contractual Services-\$192,372
- Other Costs-\$83,611
- Special Projects-\$10,186



Month To Date Expenditures
\$96,221

- Personnel Services-\$37,281
- Materials & Supplies-\$12,665
- Contractual Services-\$35,955
- Other Costs-\$8,984
- Special Projects-\$1,336



City of Casper, Wyoming
Hogadon Fund Statement of Revenues and Expenditures
For Fiscal Year 2024 as of March 31, 2024
75.00 % OF THE FISCAL YEAR HAS ELAPSED

	<u>Revised Budget</u>	<u>Current Year To Date</u>	<u>Current Year % of Budget</u>
Revenues:			
Goods and Svcs Rev	\$ 732,000	\$ 631,722	86.30%
Misc Revenue	70,000	16,361	23.37%
Other Sources	297,301	238,079	80.08%
Total Revenues	\$ 1,099,301	\$ 886,162	80.61%

	<u>Revised Budget</u>	<u>Current Year To Date</u>	<u>Current Year % of Budget</u>
Expenditures:			
Personnel Services	\$ 549,486	\$ 414,879	75.50%
Materials & Supplies	294,207	242,959	82.58%
Contractual Services	161,393	160,791	99.63%
Other Costs	92,215	66,818	72.46%
Special Projects	2,000	714	35.70%
Total Expenditures	\$ 1,099,301	\$ 886,162	80.61%

Net Revenue (Shortfall)	\$ -	\$ -	0.00%
--------------------------------	-------------	-------------	--------------

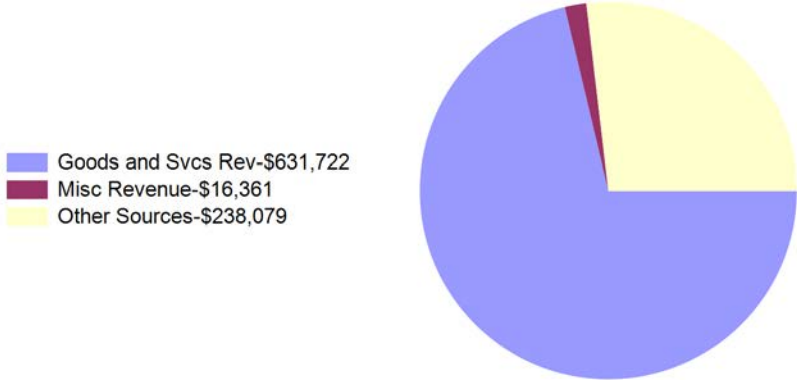
Cost Recovery **73.13 %**

Hogadon Fund Summary of Cash and Investments

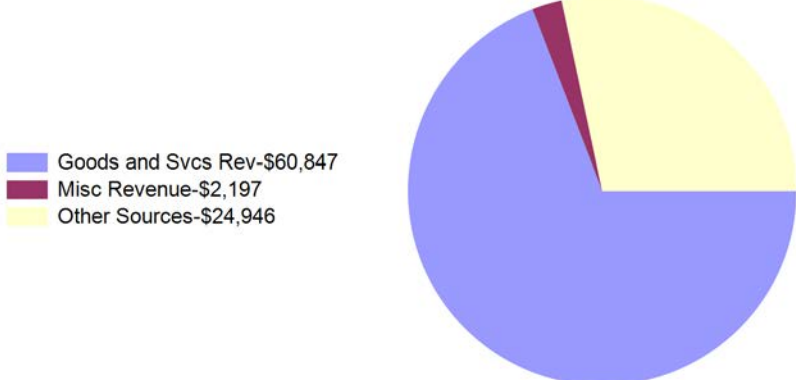
Cash	\$ 4,409
Investments	-
	<u>\$ 4,409</u>

City of Casper, Wyoming
Hogadon Fund Summary of Revenues and Expenditures
 For Fiscal Year 2024 as of March 31, 2024
 75.00 % OF THE FISCAL YEAR HAS ELAPSED

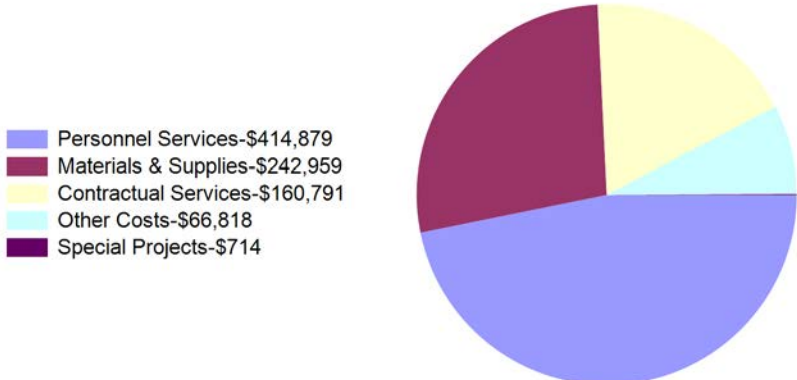
Year To Date Revenues
\$886,162



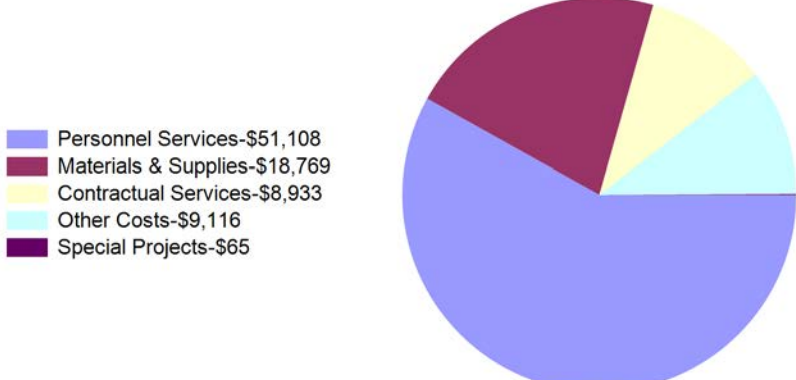
Month To Date Revenues
\$87,990



Year To Date Expenditures
\$886,162



Month To Date Expenditures
\$87,990



City of Casper, Wyoming
Ford Wyoming Center Statement of Revenues and Expenditures
 For Fiscal Year 2024 as of March 31, 2024
 75.00 % OF THE FISCAL YEAR HAS ELAPSED

	Revised Budget	Current Year To Date	Current Year % of Budget
Revenues:			
Intergovernmental	\$ 4,945	\$ 4,844	97.96%
Misc Revenue	18,250	54,676	299.59%
Other Sources	1,084,080	814,007	75.09%
Total Revenues	\$ 1,107,275	\$ 873,526	78.89%

	Revised Budget	Current Year To Date	Current Year % of Budget
Expenditures:			
Materials & Supplies	\$ 3,786	\$ 3,786	100.01%
Contractual Services	920,000	658,732	71.60%
Capital Outlay	4,945	4,844	97.96%
Other Costs	178,544	133,908	75.00%
Total Expenditures	\$ 1,107,275	\$ 801,271	72.36%

Net Revenue (Shortfall)	\$ -	\$ 72,255	6.53%
--------------------------------	-------------	------------------	--------------

Ford Wyoming Center Summary of Cash and Investments

Cash	\$ 320,024
Investments	812,009
	\$ 1,132,034

City of Casper, Wyoming
Ford Wyoming Center Summary of Revenues and Expenditures
 For Fiscal Year 2024 as of March 31, 2024
 75.00 % OF THE FISCAL YEAR HAS ELAPSED

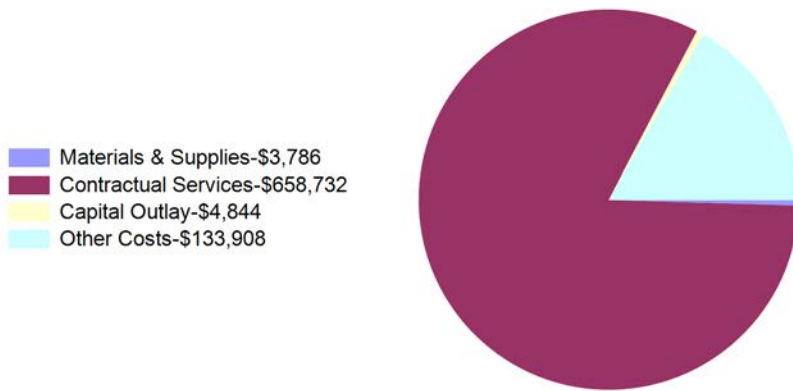
Year To Date Revenues
\$873,526



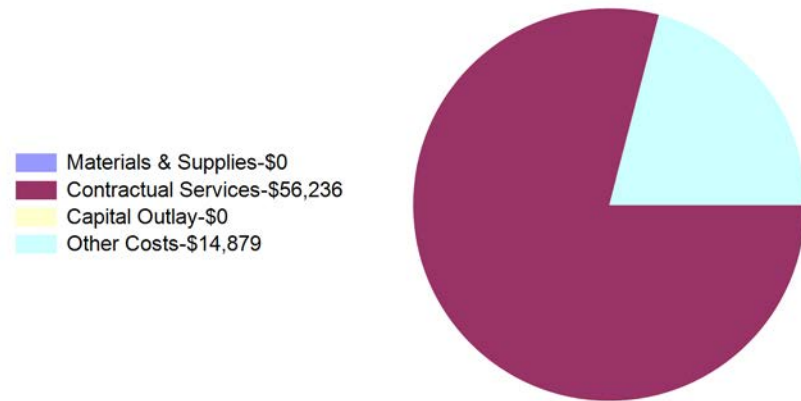
Month To Date Revenues
\$95,998



Year To Date Expenditures
\$801,271



Month To Date Expenditures
\$71,115



City of Casper, Wyoming
Sports & Athletics Statement of Revenues and Expenditures
For Fiscal Year 2024 as of March 31, 2024
75.00 % OF THE FISCAL YEAR HAS ELAPSED

	Revised Budget	Current Year To Date	Current Year % of Budget
Revenues:			
Goods and Svcs Rev	\$ 278,250	\$ 203,713	73.21%
Misc Revenue	83,850	550	0.66%
Other Sources	747,694	482,012	64.47%
Total Revenues	\$ 1,109,794	\$ 686,275	61.84%

	Revised Budget	Current Year To Date	Current Year % of Budget
Expenditures:			
Personnel Services	\$ 598,579	\$ 410,296	68.55%
Materials & Supplies	199,600	106,302	53.26%
Contractual Services	196,825	89,897	45.67%
Other Costs	66,790	44,576	66.74%
Special Projects	48,000	35,202	73.34%
Total Expenditures	\$ 1,109,794	\$ 686,275	61.84%

Net Revenue (Shortfall) **\$ - \$ - 0.00%**

Cost Recovery **29.76 %**

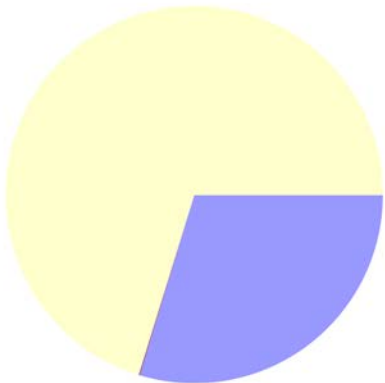
Sports & Athletics Summary of Cash and Investments

Cash	\$ 12,789
Investments	-
	<u>\$ 12,789</u>

City of Casper, Wyoming
Sports & Athletics Summary of Revenues and Expenditures
For Fiscal Year 2024 as of March 31, 2024
75.00 % OF THE FISCAL YEAR HAS ELAPSED

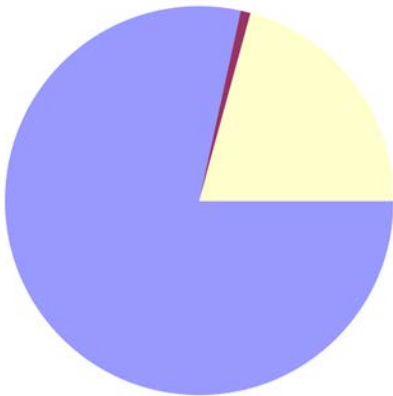
Year To Date Revenues
\$686,275

- Goods and Svcs Rev-\$203,713
- Misc Revenue-\$550
- Other Sources-\$482,012



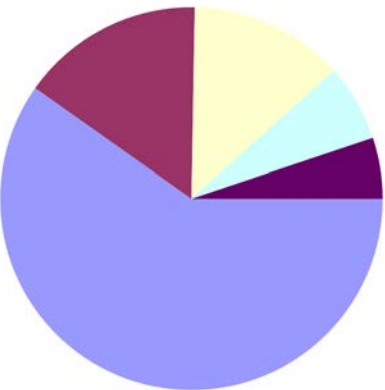
Month To Date Revenues
\$60,490

- Goods and Svcs Rev-\$47,445
- Misc Revenue-\$500
- Other Sources-\$12,545



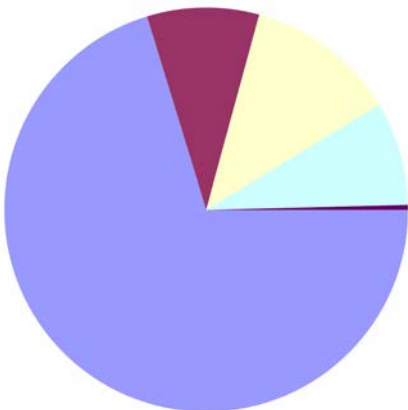
Year To Date Expenditures
\$686,275

- Personnel Services-\$410,296
- Materials & Supplies-\$106,302
- Contractual Services-\$89,897
- Other Costs-\$44,576
- Special Projects-\$35,202



Month To Date Expenditures
\$60,490

- Personnel Services-\$42,502
- Materials & Supplies-\$5,428
- Contractual Services-\$7,334
- Other Costs-\$4,984
- Special Projects-\$242



City of Casper, Wyoming
Other Enterprise Funds Balance Sheet
For Fiscal Year 2024 as of March 31, 2024
75.00 % OF THE FISCAL YEAR HAS ELAPSED

	Parking Fund
ASSETS	
Current Assets	
Cash	74,760
Investments	20,863
Market Adjustments	-
Accounts Receivable	667
Lease Receivable - Short Term	13,453
Total Current Assets	109,743
Capital Assets	
Land, Buildings & Improvements	2,981,187
Equipment	55,379
Accumulated Depreciation	(2,216,527)
Total Capital Assets	820,039
Non-Current Assets	
Lease Receivable - Long Term	232,578
Total Assets	1,162,359
LIABILITIES	
Current Liabilities	
Accounts Payable	-
Total Current Liabilities	-
Total Liabilities	-
DEFERRED INFLOWS OF RESOURCES	
Total Deferred Inflows Of Resources	235,390
NET POSITION	
Net Investment in Capital Assets	1,066,069
Unrestricted	(139,100)
Total Net Position	926,969

City of Casper, Wyoming
Other Enterprise Funds Revenue and Expenditure Comparison
For Fiscal Year 2024 as of March 31, 2024
75.00 % OF THE FISCAL YEAR HAS ELAPSED

Other Enterprise Funds YTD Revenue and Expenditure Comparison



Other Enterprise Funds MTD Revenue and Expenditure Comparison



City of Casper, Wyoming
Parking Lots Statement of Revenues and Expenditures
For Fiscal Year 2024 as of March 31, 2024
75.00 % OF THE FISCAL YEAR HAS ELAPSED

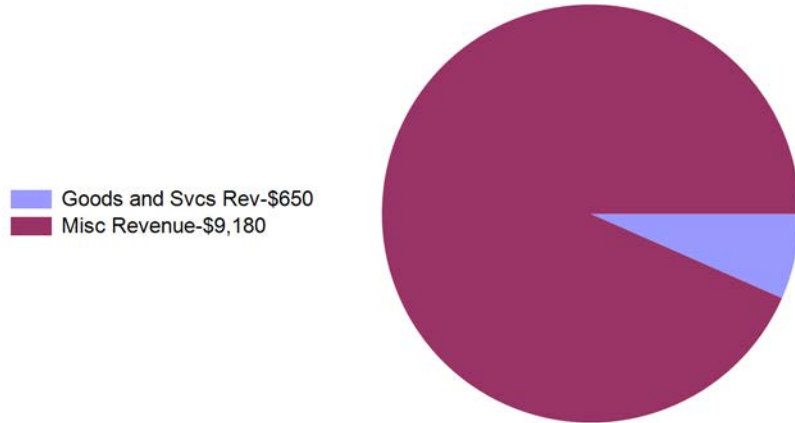
	Revised Budget	Current Year To Date	Current Year % of Budget
Revenues:			
Goods and Svcs Rev	\$ 1,500	\$ 650	43.33%
Misc Revenue	16,463	9,180	55.76%
Total Revenues	\$ 17,963	\$ 9,830	54.73%
	Revised Budget	Current Year To Date	Current Year % of Budget
Expenditures:			
Contractual Services	\$ 31,005	\$ 19,150	61.77%
Capital Outlay	81,269	7,560	9.30%
Other Costs	26,882	20,162	75.00%
Total Expenditures	\$ 139,156	\$ 46,872	33.68%
Net Revenue (Shortfall)	\$ (121,193)	\$ (37,042)	21.04%

Parking Lots Summary of Cash and Investments

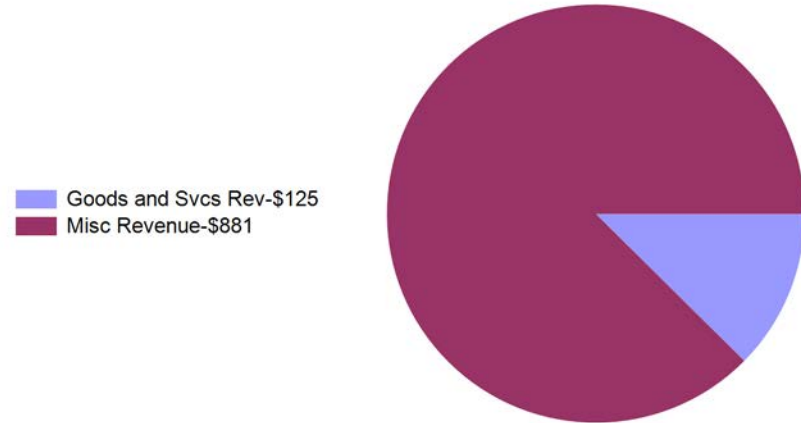
Cash	\$ 74,760
Investments	20,863
	\$ 95,623

City of Casper, Wyoming
Parking Lots Summary of Revenues and Expenditures
 For Fiscal Year 2024 as of March 31, 2024
 75.00 % OF THE FISCAL YEAR HAS ELAPSED

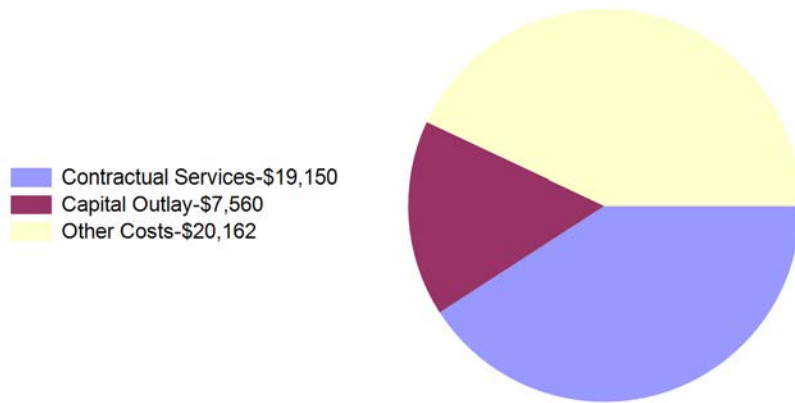
Year To Date Revenues
\$9,830



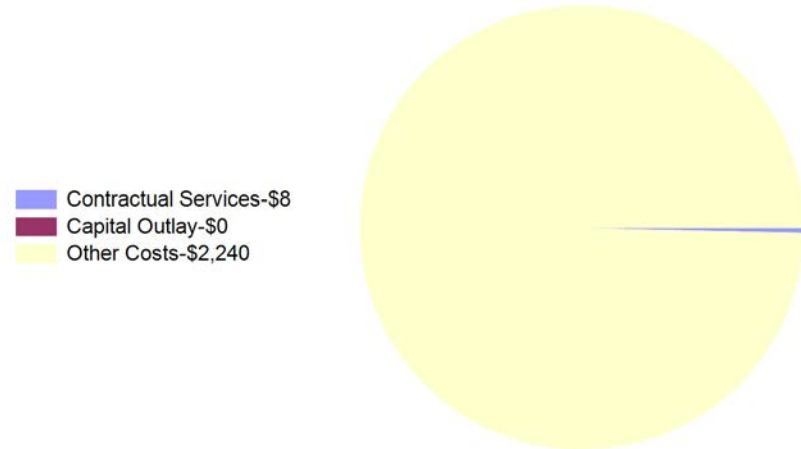
Month To Date Revenues
\$1,006



Year To Date Expenditures
\$46,872



Month To Date Expenditures
\$2,248



City of Casper, Wyoming
Special Revenue Funds Consolidated Balance Sheet
For Fiscal Year 2024 as of March 31, 2024
75.00 % OF THE FISCAL YEAR HAS ELAPSED

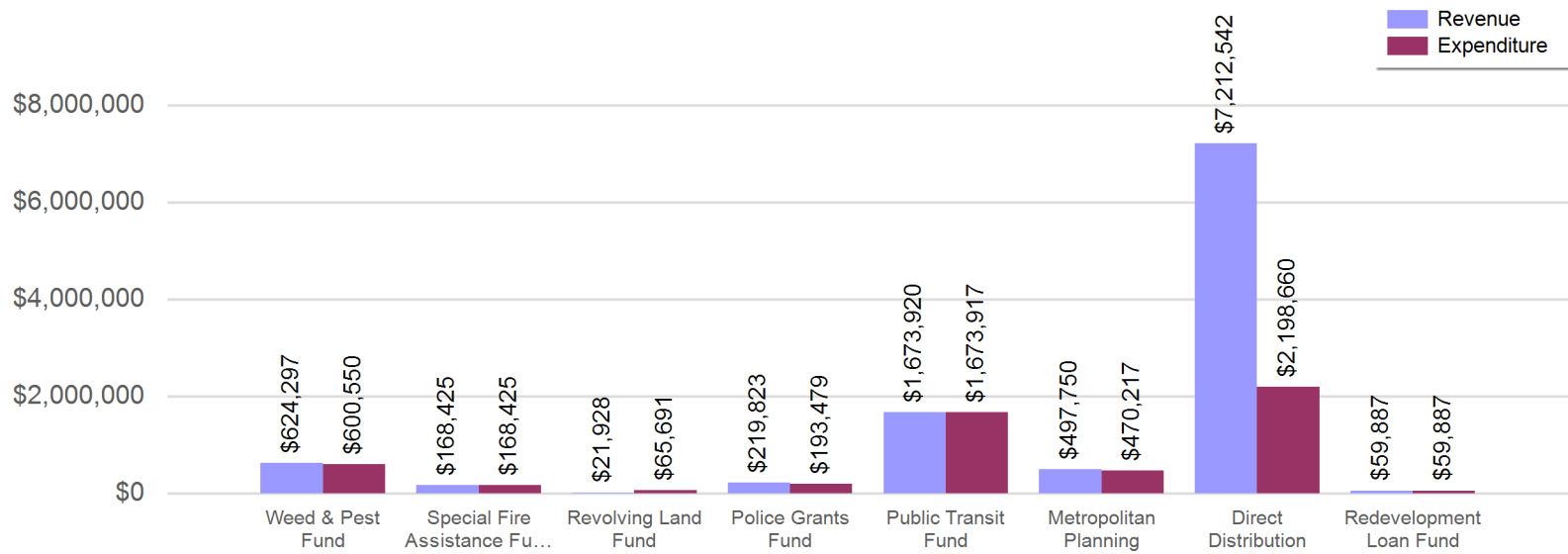
	<u>Weed & Pest Fund</u>	<u>CDBG Program Fund</u>	<u>Special Fire Assistance Fund</u>	<u>Revolving Land Fund</u>	<u>Police Grants Fund</u>	<u>Public Transit Fund</u>	<u>Metropolitan Planning</u>
ASSETS							
Current Assets							
Cash	310,102		14,471	147,441	(43,271)	(280,301)	131,517
Investments	1,076,150			659,312			
Market Adjustments	-			-			
Grants Receivable			19,171		50,156	369,604	188,950
Accounts Receivable	-		-	-	-	60	-
Prepaid Expenses							38,660
Total Current Assets	1,386,253		33,642	806,753	6,884	89,363	359,126
Total Assets	1,386,253		33,642	806,753	6,884	89,363	359,126
LIABILITIES							
Current Liabilities							
Accounts Payable	124,624		864	23,242	4,019	90,797	30,365
Accrued Wages and Benefits Payable	90				-	(1,437)	-
Deferred Revenue			11,550				
Total Current Liabilities	124,714		12,414	23,242	4,019	89,360	30,365
Total Liabilities	124,714		12,414	23,242	4,019	89,360	30,365
NET POSITION							
Unrestricted	1,261,539	-	21,228	783,511	2,866	3	328,761
Total Net Position	1,261,539	-	21,228	783,511	2,866	3	328,761

City of Casper, Wyoming
Special Revenue Funds Consolidated Balance Sheet
For Fiscal Year 2024 as of March 31, 2024
75.00 % OF THE FISCAL YEAR HAS ELAPSED

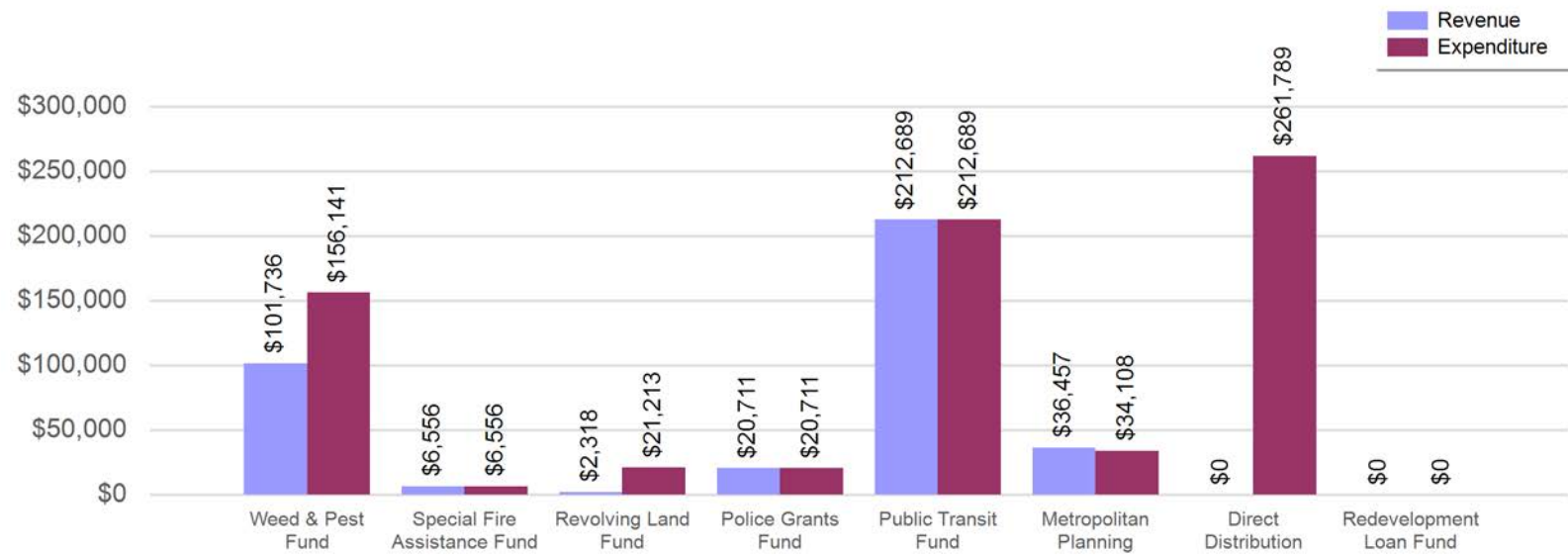
	<u>Direct Distribution</u>	<u>Redevelopment Loan Fund</u>
ASSETS		
Current Assets		
Cash	320,100	100,937
Investments	4,744,819	
Interest Receivable		2,687
Loans Receivable		109,000
Total Current Assets	<u>5,064,920</u>	<u>212,624</u>
Total Assets	<u>5,064,920</u>	<u>212,624</u>
LIABILITIES		
Current Liabilities		
Accounts Payable	51,038	-
Interest Payable		2,687
Total Current Liabilities	<u>51,038</u>	<u>2,687</u>
Total Liabilities	<u>51,038</u>	<u>2,687</u>
NET POSITION		
Unrestricted	5,013,882	209,937
Total Net Position	<u>5,013,882</u>	<u>209,937</u>

City of Casper, Wyoming
Special Revenue Funds Revenue and Expenditure Comparison
 For Fiscal Year 2024 as of March 31, 2024
 75.00 % OF THE FISCAL YEAR HAS ELAPSED

Special Revenue Funds YTD Revenue and Expenditure Comparison



Special Revenue Funds MTD Revenue and Expenditure Comparison



City of Casper, Wyoming
Weed & Pest Fund Statement of Revenues and Expenditures
For Fiscal Year 2024 as of March 31, 2024
75.00 % OF THE FISCAL YEAR HAS ELAPSED

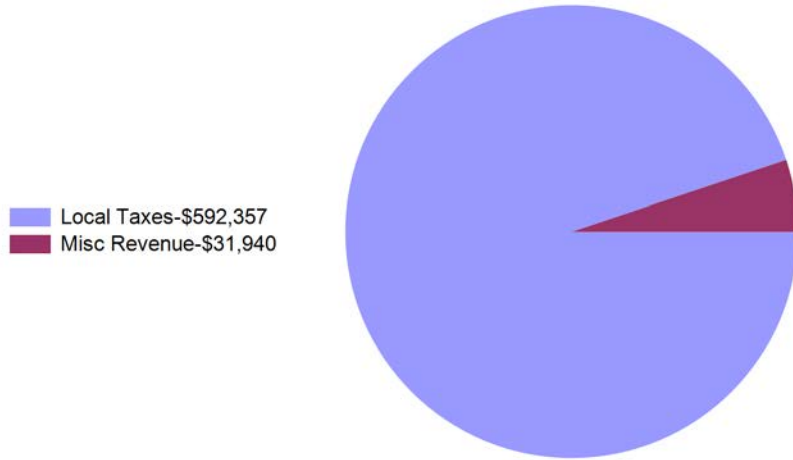
	Revised Budget	Current Year To Date	Current Year % of Budget
Revenues:			
Local Taxes	\$ 912,000	\$ 592,357	64.95%
Misc Revenue	16,331	31,940	195.58%
Total Revenues	\$ 928,331	\$ 624,297	67.25%
	Revised Budget	Current Year To Date	Current Year % of Budget
Expenditures:			
Personnel Services	\$ 339,236	\$ 254,400	74.99%
Materials & Supplies	97,000	70,063	72.23%
Contractual Services	157,185	121,324	77.19%
Capital Outlay	342,508	139,330	40.68%
Other Costs	9,875	10,301	104.31%
Special Projects	4,000	5,132	128.30%
Total Expenditures	\$ 949,804	\$ 600,550	63.23%
Net Revenue (Shortfall)	\$ (21,473)	\$ 23,747	4.02%

Weed & Pest Fund Summary of Cash and Investments

Cash	\$ 310,102
Investments	1,076,150
	\$ 1,386,253

City of Casper, Wyoming
Weed & Pest Fund Summary of Revenues and Expenditures
 For Fiscal Year 2024 as of March 31, 2024
 75.00 % OF THE FISCAL YEAR HAS ELAPSED

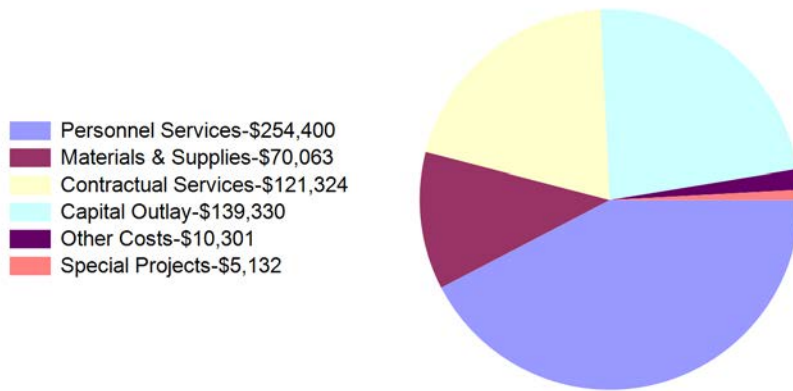
Year To Date Revenues
\$624,297



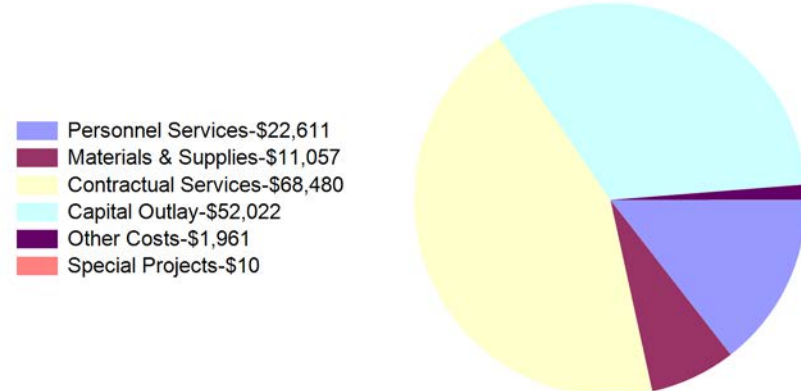
Month To Date Revenues
\$101,736



Year To Date Expenditures
\$600,550



Month To Date Expenditures
\$156,141



City of Casper, Wyoming
CDBG Fund Statement of Revenues and Expenditures
For Fiscal Year 2024 as of March 31, 2024
75.00 % OF THE FISCAL YEAR HAS ELAPSED

Revenues:

Total Revenues

Expenditures:

Total Expenditures

Net Revenue (Shortfall)

\$

\$

CDBG Fund Summary of Cash and Investments

Investments

-

\$ -

City of Casper, Wyoming
Special Fire Assistance Fund Statement of Revenues and Expenditures
For Fiscal Year 2024 as of March 31, 2024
75.00 % OF THE FISCAL YEAR HAS ELAPSED

	<u>Revised Budget</u>	<u>Current Year To Date</u>	<u>Current Year % of Budget</u>
Revenues:			
Intergovernmental	\$ 515,627	\$ 168,425	32.66%
Misc Revenue	11,550	-	0.00%
Other Sources	30,148	-	0.00%
Total Revenues	\$ 557,325	\$ 168,425	30.22%

	<u>Revised Budget</u>	<u>Current Year To Date</u>	<u>Current Year % of Budget</u>
Expenditures:			
Materials & Supplies	\$ 185,787	\$ 137,521	74.02%
Capital Outlay	333,540	30,904	9.27%
Other Costs	37,998	-	0.00%
Total Expenditures	\$ 557,325	\$ 168,425	30.22%

Net Revenue (Shortfall) \$ - \$ -

Special Fire Assistance Fund Summary of Cash and Investments

Cash	\$ 14,471
Investments	-
	<u>\$ 14,471</u>

City of Casper, Wyoming
Revolving Land Fund Statement of Revenues and Expenditures
For Fiscal Year 2024 as of March 31, 2024
75.00 % OF THE FISCAL YEAR HAS ELAPSED

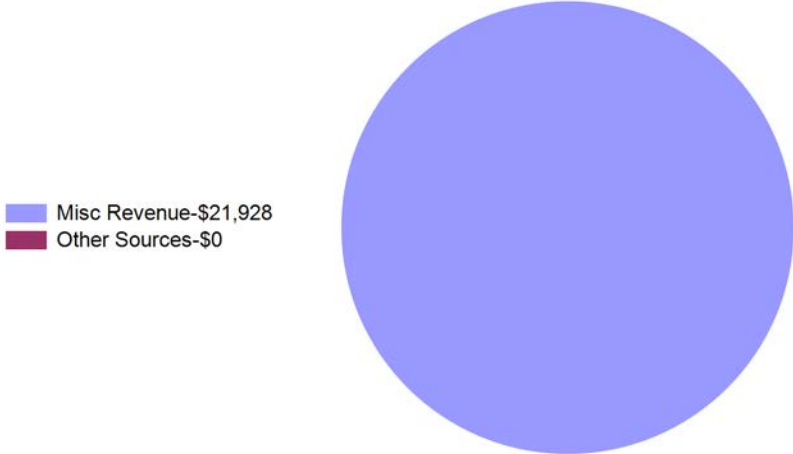
	Revised Budget	Current Year To Date	Current Year % of Budget
Revenues:			
Misc Revenue	\$ 20,777	\$ 21,928	105.54%
Other Sources	13,207	-	0.00%
Total Revenues	\$ 33,984	\$ 21,928	64.52%
	Revised Budget	Current Year To Date	Current Year % of Budget
Expenditures:			
Contractual Services	\$ 91,956	\$ 65,691	71.44%
Total Expenditures	\$ 91,956	\$ 65,691	71.44%
Net Revenue (Shortfall)	\$ (57,972)	\$ (43,763)	-6.91%

Revolving Land Fund Summary of Cash and Investments

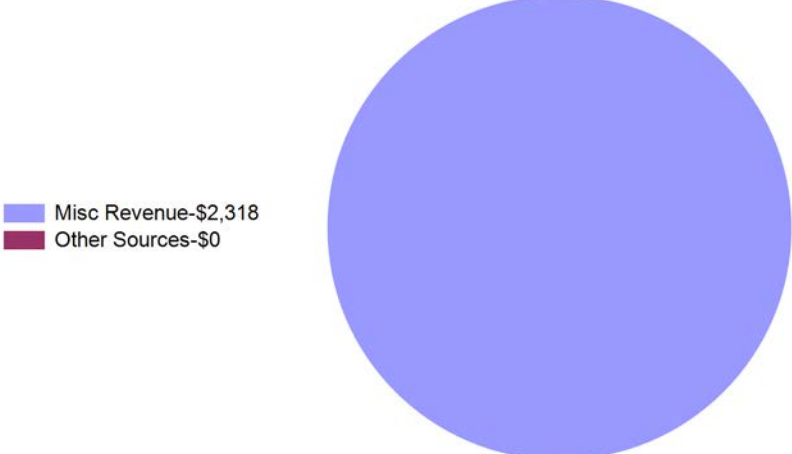
Cash	\$ 147,441
Investments	659,312
	\$ 806,753

City of Casper, Wyoming
Revolving Land Fund Summary of Revenues and Expenditures
For Fiscal Year 2024 as of March 31, 2024
75.00 % OF THE FISCAL YEAR HAS ELAPSED

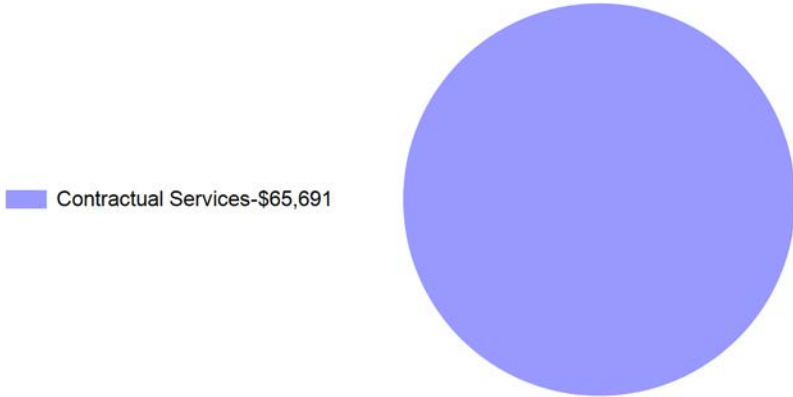
Year To Date Revenues
\$21,928



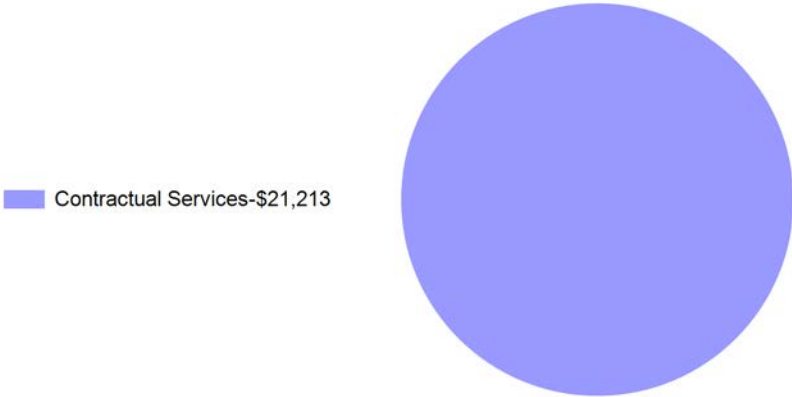
Month To Date Revenues
\$2,318



Year To Date Expenditures
\$65,691



Month To Date Expenditures
\$21,213



City of Casper, Wyoming
Police Grants Fund Statement of Revenues and Expenditures
For Fiscal Year 2024 as of March 31, 2024
75.00 % OF THE FISCAL YEAR HAS ELAPSED

	<u>Revised Budget</u>	<u>Current Year To Date</u>	<u>Current Year % of Budget</u>
Revenues:			
Intergovernmental	\$ 398,336	\$ 183,680	46.11%
Other Sources	52,789	36,144	68.47%
Total Revenues	\$ 451,125	\$ 219,823	48.73%

	<u>Revised Budget</u>	<u>Current Year To Date</u>	<u>Current Year % of Budget</u>
Expenditures:			
Personnel Services	\$ 164,201	\$ 140,589	85.62%
Materials & Supplies	104,075	35,242	33.86%
Contractual Services	134,564	17,648	13.12%
Capital Outlay	16,004	-	0.00%
Other Costs	6,400	-	0.00%
Total Expenditures	\$ 425,244	\$ 193,479	45.50%
Net Revenue (Shortfall)	\$ 25,881	\$ 26,345	3.23%

Police Grants Fund Summary of Cash and Investments

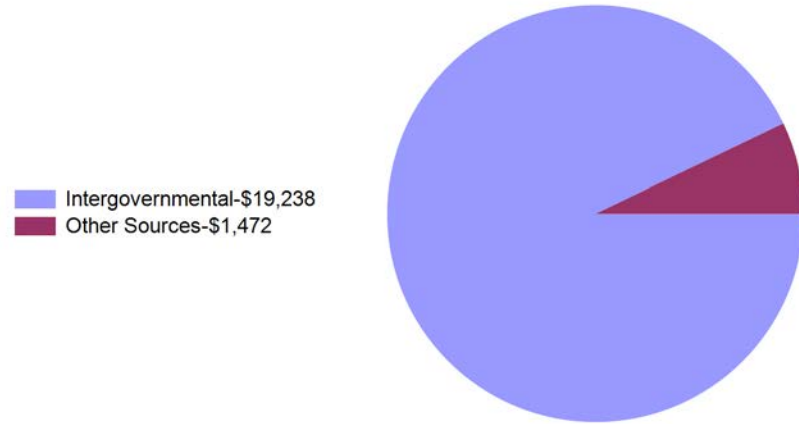
Cash	\$ (43,271)
Investments	-
	<u>\$ (43,271)</u>

City of Casper, Wyoming
Police Grants Fund Summary of Revenues and Expenditures
 For Fiscal Year 2024 as of March 31, 2024
 75.00 % OF THE FISCAL YEAR HAS ELAPSED

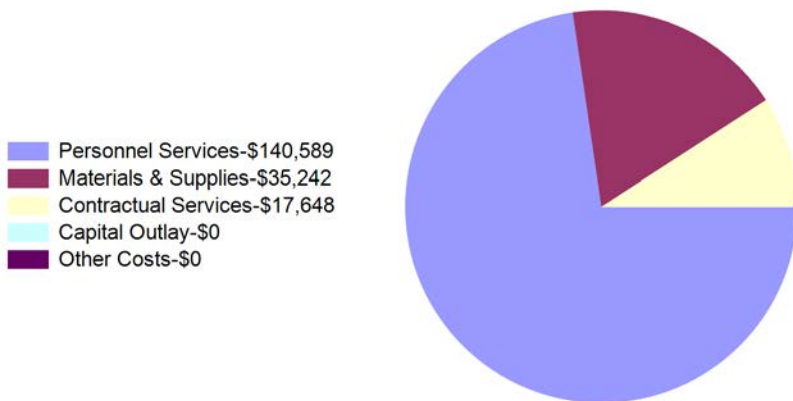
Year To Date Revenues
\$219,823



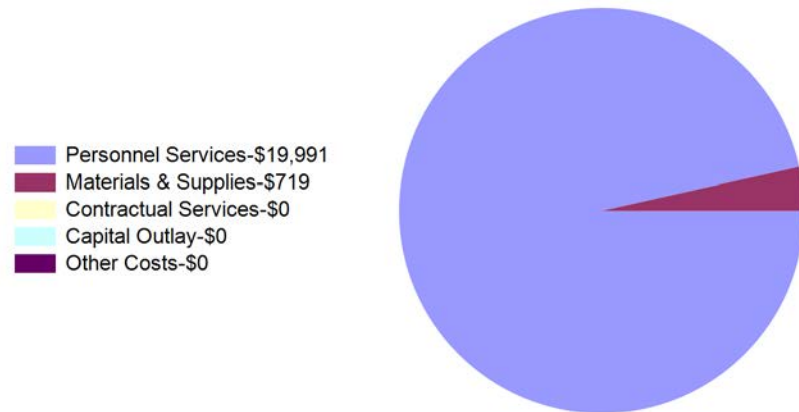
Month To Date Revenues
\$20,711



Year To Date Expenditures
\$193,479



Month To Date Expenditures
\$20,711



City of Casper, Wyoming
Public Transit Fund Statement of Revenues and Expenditures
For Fiscal Year 2024 as of March 31, 2024
75.00 % OF THE FISCAL YEAR HAS ELAPSED

	<u>Revised Budget</u>	<u>Current Year To Date</u>	<u>Current Year % of Budget</u>
Revenues:			
Intergovernmental	\$ 2,750,728	\$ 1,268,295	46.11%
Goods and Svcs Rev	90,000	62,981	69.98%
Misc Revenue	130,000	266	0.20%
Other Sources	568,814	342,377	60.19%
Total Revenues	\$ 3,539,542	\$ 1,673,920	47.29%

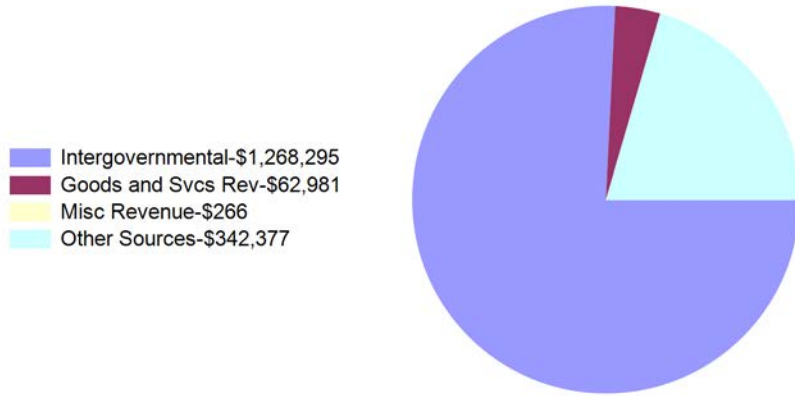
	<u>Revised Budget</u>	<u>Current Year To Date</u>	<u>Current Year % of Budget</u>
Expenditures:			
Personnel Services	\$ 1,762,830	\$ 1,201,696	68.17%
Materials & Supplies	257,830	123,473	47.89%
Contractual Services	290,164	293,537	101.16%
Capital Outlay	1,372,203	40,814	2.97%
Other Costs	139,748	8,253	5.91%
Special Projects	15,000	6,144	40.96%
Total Expenditures	\$ 3,837,775	\$ 1,673,917	43.62%
Net Revenue (Shortfall)	\$ (298,233)	\$ 3	3.68%

Public Transit Fund Summary of Cash and Investments

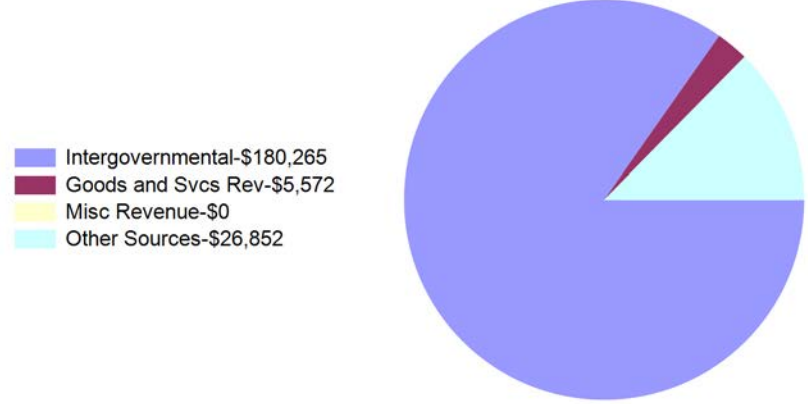
Cash	\$ (280,301)
Investments	-
	<u>\$ (280,301)</u>

City of Casper, Wyoming
Public Transit Fund Summary of Revenues and Expenditures
For Fiscal Year 2024 as of March 31, 2024
75.00 % OF THE FISCAL YEAR HAS ELAPSED

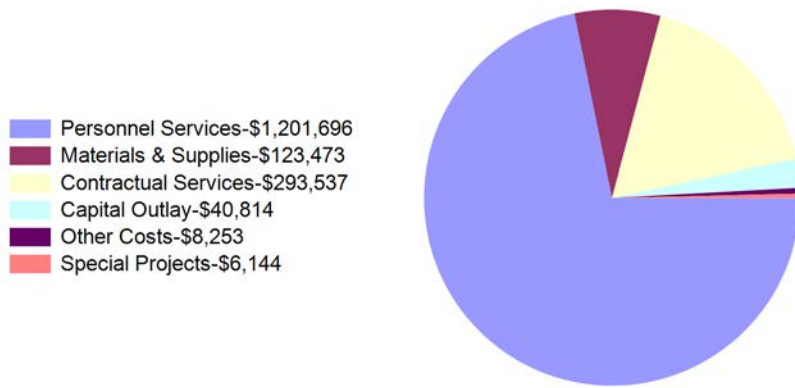
Year To Date Revenues
\$1,673,920



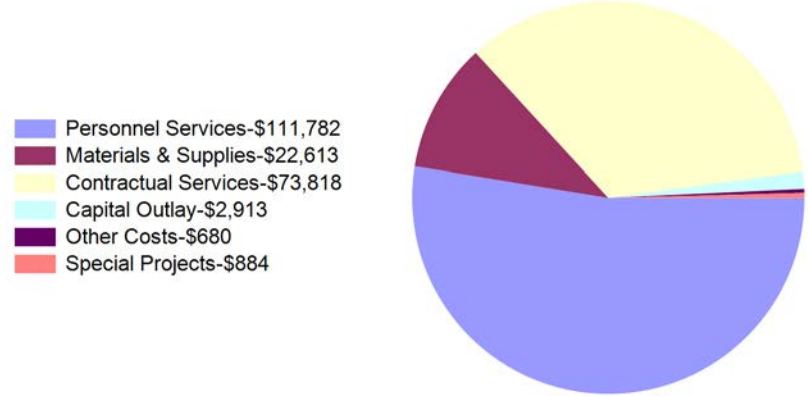
Month To Date Revenues
\$212,689



Year To Date Expenditures
\$1,673,917



Month To Date Expenditures
\$212,689



City of Casper, Wyoming
Metropolitan Planning Fund Statement of Revenues and Expenditures
For Fiscal Year 2024 as of March 31, 2024
75.00 % OF THE FISCAL YEAR HAS ELAPSED

	<u>Revised Budget</u>	<u>Current Year To Date</u>	<u>Current Year % of Budget</u>
Revenues:			
Intergovernmental	\$ 1,197,789	\$ 418,315	34.92%
Misc Revenue	24,433	24,433	100.00%
Other Sources	71,780	55,002	76.63%
Total Revenues	\$ 1,294,002	\$ 497,750	38.47%

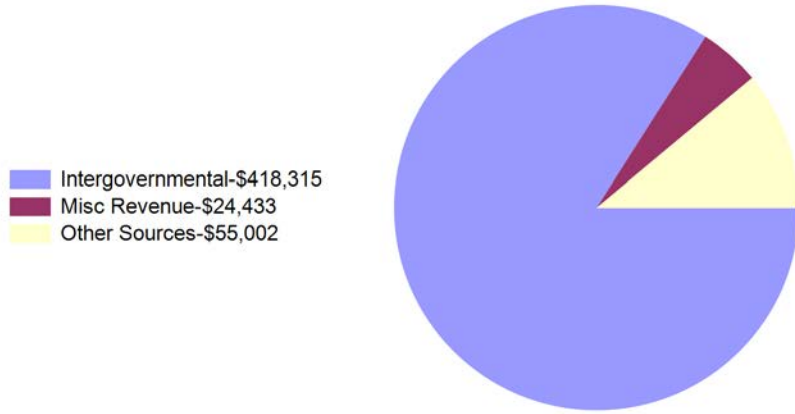
	<u>Revised Budget</u>	<u>Current Year To Date</u>	<u>Current Year % of Budget</u>
Expenditures:			
Personnel Services	\$ 348,491	\$ 235,094	67.46%
Materials & Supplies	5,000	1,993	39.86%
Contractual Services	737,612	131,486	17.83%
Capital Outlay	222,235	96,642	43.49%
Other Costs	15,000	5,002	33.35%
Total Expenditures	\$ 1,328,338	\$ 470,217	35.40%
Net Revenue (Shortfall)	\$ (34,336)	\$ 27,533	3.07%

Metropolitan Planning Fund Summary of Cash and Investments

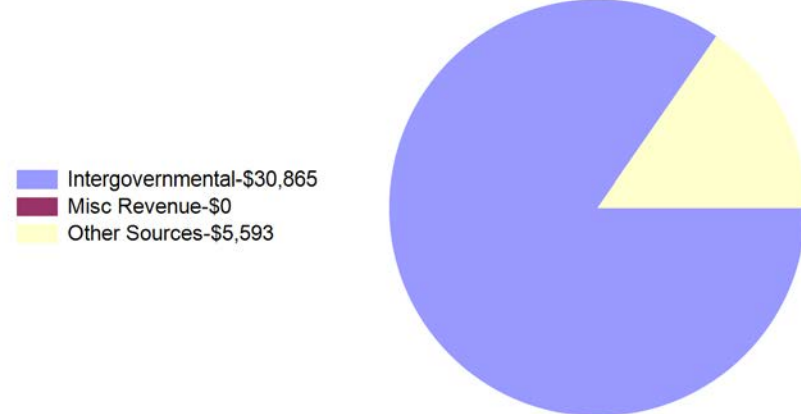
Cash	\$ 131,517
Investments	-
	<u>\$ 131,517</u>

City of Casper, Wyoming
Metropolitan Planning Fund Summary of Revenues and Expenditures
 For Fiscal Year 2024 as of March 31, 2024
 75.00 % OF THE FISCAL YEAR HAS ELAPSED

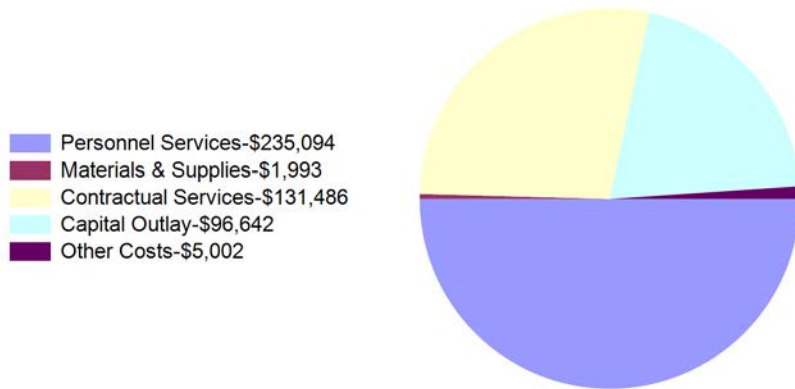
Year To Date Revenues
\$497,750



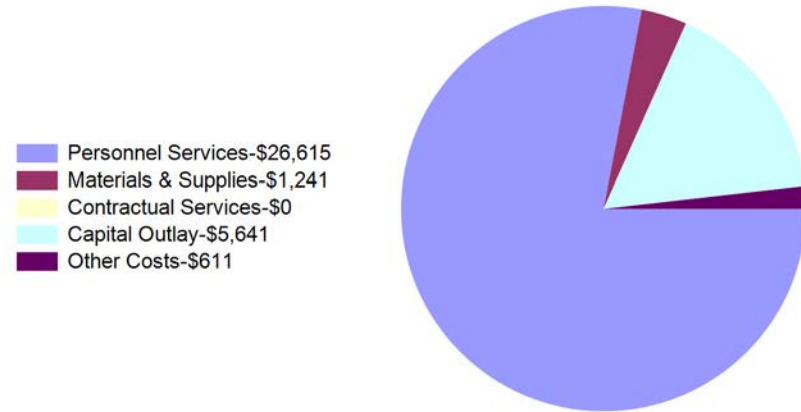
Month To Date Revenues
\$36,457



Year To Date Expenditures
\$470,217



Month To Date Expenditures
\$34,108



City of Casper, Wyoming
Redevelopment Loan Fund Statement of Revenues and Expenditures
 For Fiscal Year 2024 as of March 31, 2024
 75.00 % OF THE FISCAL YEAR HAS ELAPSED

	Revised Budget	Current Year To Date	Current Year % of Budget
Revenues:			
Other Sources	\$ 59,888	\$ 59,887	100.00%
Total Revenues	\$ 59,888	\$ 59,887	100.00%
	Revised Budget	Current Year To Date	Current Year % of Budget
Expenditures:			
Debt Service	\$ 59,888	\$ 59,887	100.00%
Total Expenditures	\$ 59,888	\$ 59,887	100.00%
Net Revenue (Shortfall)	\$ -	\$ -	

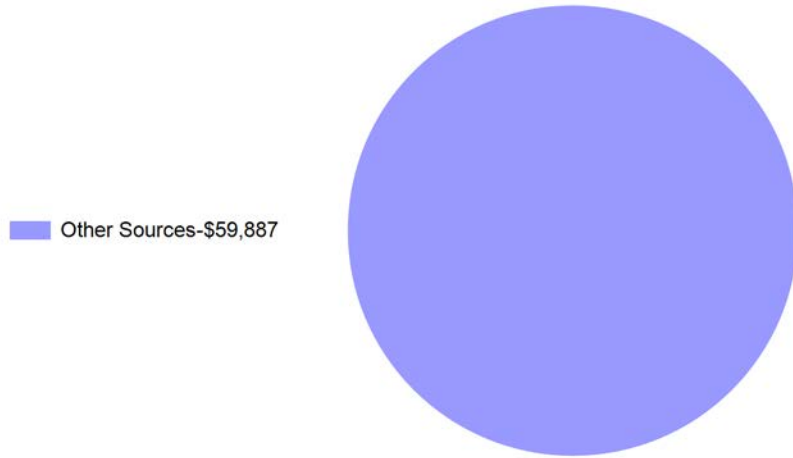
Redevelopment Loan Fund Summary of Cash and Investments

Cash	\$ 100,937
Investments	-
	\$ 100,937

City of Casper, Wyoming
Redevelopment Loan Fund Summary of Revenues and Expenditures
For Fiscal Year 2024 as of March 31, 2024
75.00 % OF THE FISCAL YEAR HAS ELAPSED

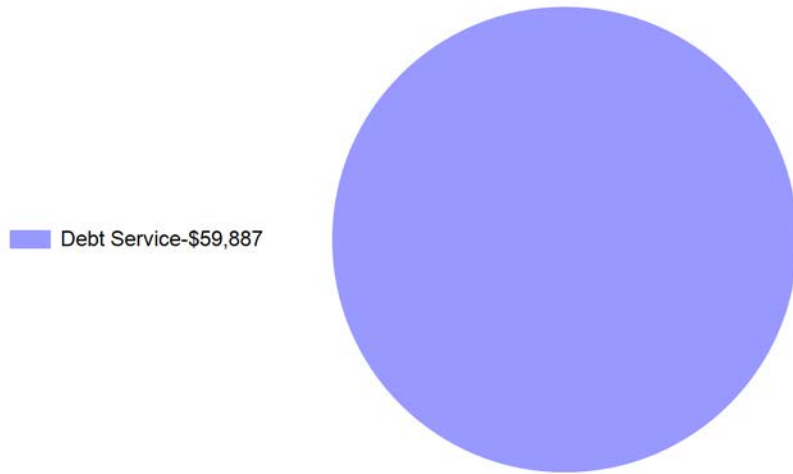
Year To Date Revenues
\$59,887

Month To Date Revenues
\$0



Year To Date Expenditures
\$59,887

Month To Date Expenditures
\$0



City of Casper, Wyoming
Direct Distribution Fund Statement of Revenues and Expenditures
For Fiscal Year 2024 as of March 31, 2024
75.00 % OF THE FISCAL YEAR HAS ELAPSED

	<u>Revised Budget</u>	<u>Current Year To Date</u>	<u>Current Year % of Budget</u>
Revenues:			
Intergovernmental	\$ 7,212,537	\$ 7,212,542	100.00%
Total Revenues	\$ 7,212,537	\$ 7,212,542	100.00%

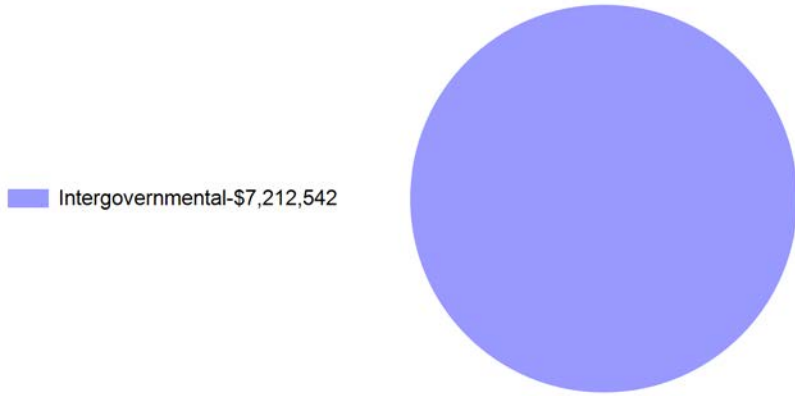
	<u>Revised Budget</u>	<u>Current Year To Date</u>	<u>Current Year % of Budget</u>
Expenditures:			
Materials & Supplies	\$ 471,037	\$ 274,588	58.29%
Contractual Services	173,050	160,783	92.91%
Transfers Out	1,774,015	1,222,929	68.94%
Other Costs	750,000	540,361	72.05%
Total Expenditures	\$ 3,168,102	\$ 2,198,660	69.40%
Net Revenue (Shortfall)	\$ 4,044,435	\$ 5,013,882	30.60%

Direct Distribution Fund Summary of Cash and Investments

Cash	\$ 320,100
Investments	4,744,819
	<u>\$ 5,064,920</u>

City of Casper, Wyoming
Direct Distribution Fund Summary of Revenues and Expenditures
 For Fiscal Year 2024 as of March 31, 2024
 75.00 % OF THE FISCAL YEAR HAS ELAPSED

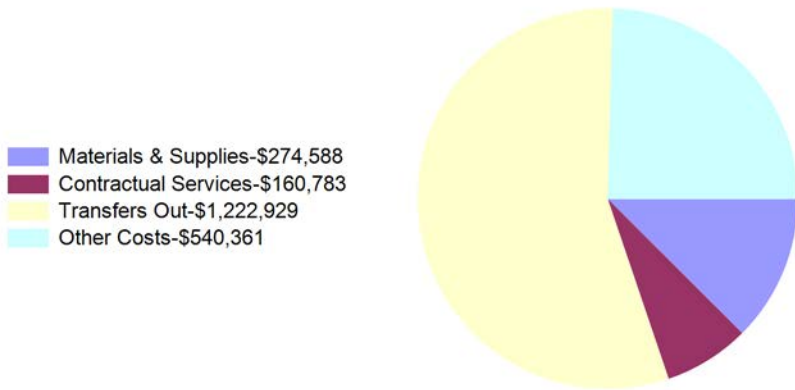
Year To Date Revenues
\$7,212,542




Month To Date Revenues
\$0



Year To Date Expenditures
\$2,198,660



Month To Date Expenditures
\$261,789

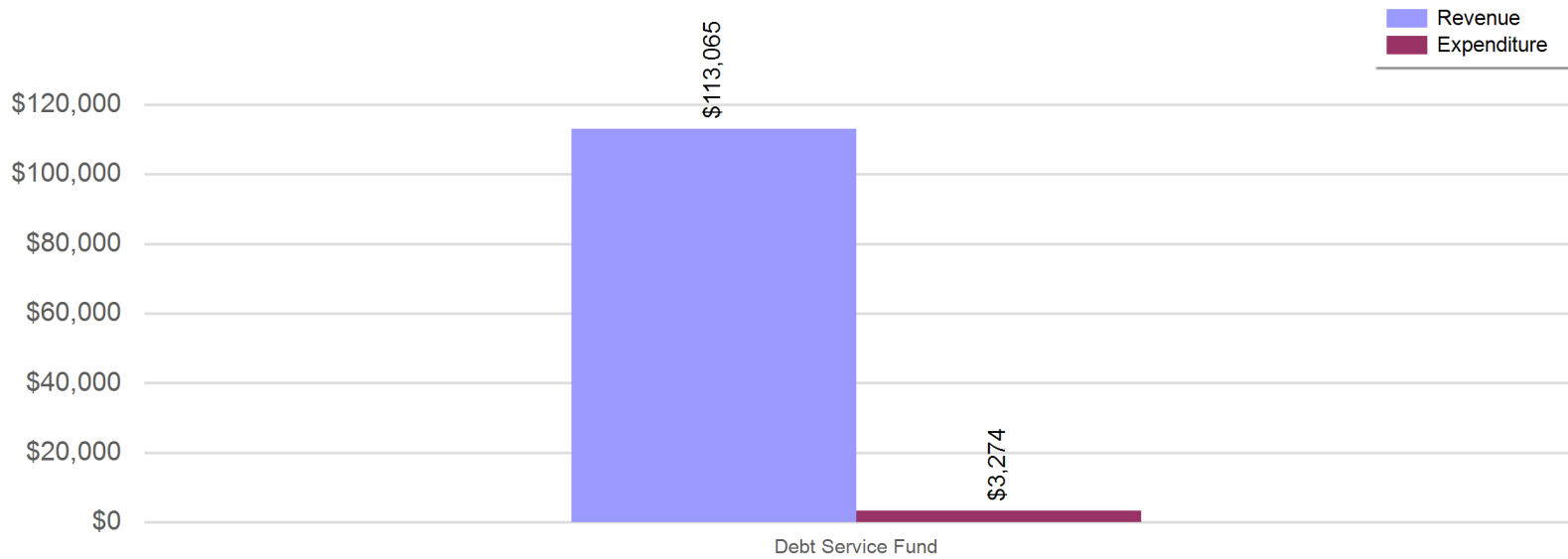


City of Casper, Wyoming
Debt Service Funds Balance Sheet
For Fiscal Year 2024 as of March 31, 2024
75.00 % OF THE FISCAL YEAR HAS ELAPSED

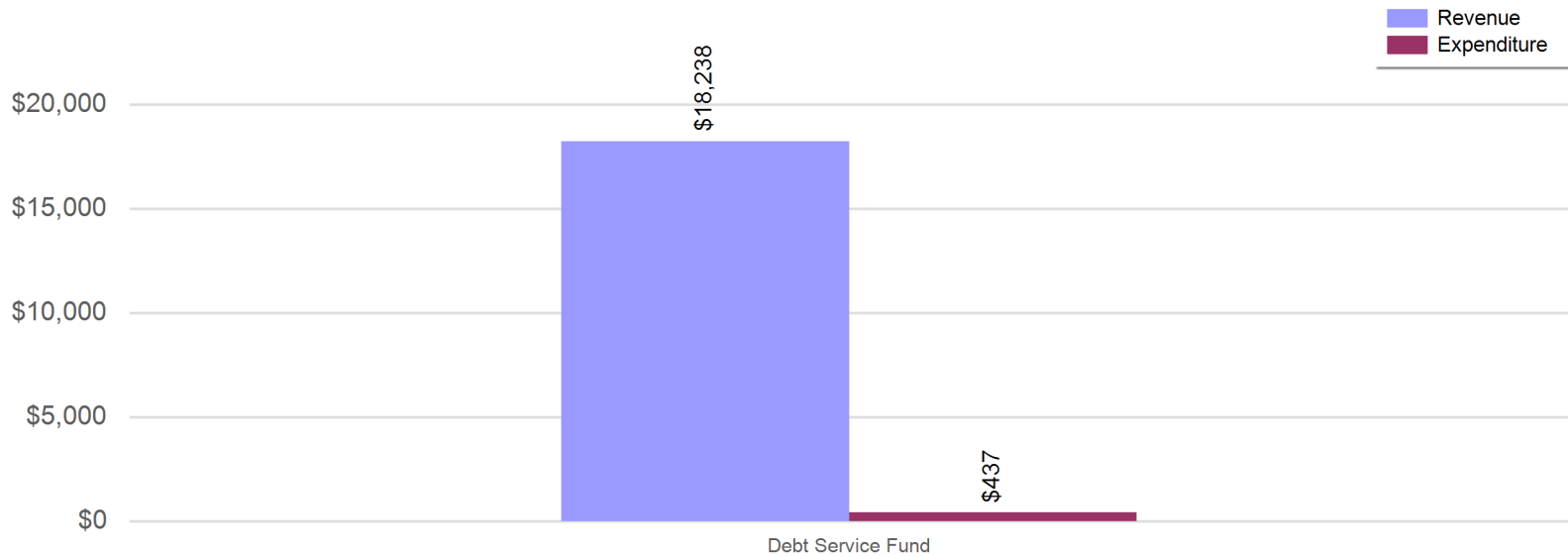
	<u>Debt Service Fund</u>
ASSETS	
Current Assets	
Cash	263,771
Investments	5,358,371
Market Adjustments	-
Interest Receivable	9,273
Loans Receivable	52,412
Accounts Receivable	(20,527)
Total Current Assets	<u>5,663,299</u>
Total Assets	<u>5,663,299</u>
LIABILITIES	
Current Liabilities	
Accounts Payable	-
Deferred Revenue	63,991
Total Current Liabilities	<u>63,991</u>
Total Liabilities	<u>63,991</u>
NET POSITION	
Unrestricted	5,599,308
Total Net Position	<u>5,599,308</u>

City of Casper, Wyoming
Debt Service Funds Revenue and Expenditure Comparison
For Fiscal Year 2024 as of March 31, 2024
75.00 % OF THE FISCAL YEAR HAS ELAPSED

Debt Service Funds YTD Revenue and Expenditure Comparison



Debt Service Funds MTD Revenue and Expenditure Comparison



City of Casper, Wyoming
Local Assessment District Fund Statement of Revenues and Expenditures
For Fiscal Year 2024 as of March 31, 2024
75.00 % OF THE FISCAL YEAR HAS ELAPSED

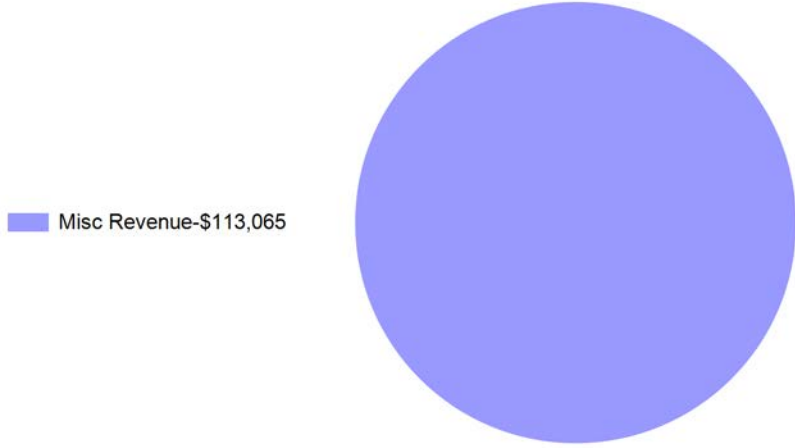
	Revised Budget	Current Year To Date	Current Year % of Budget
Revenues:			
Misc Revenue	\$ 71,781	\$ 113,065	157.51%
Total Revenues	\$ 71,781	\$ 113,065	157.51%
	Revised Budget	Current Year To Date	Current Year % of Budget
Expenditures:			
Contractual Services	\$ 3,614	\$ 3,274	90.60%
Debt Service	364,706	-	0.00%
Total Expenditures	\$ 368,320	\$ 3,274	0.89%
Net Revenue (Shortfall)	\$ (296,539)	\$ 109,791	156.63%

Local Assessment District Fund Summary of Cash and Investments

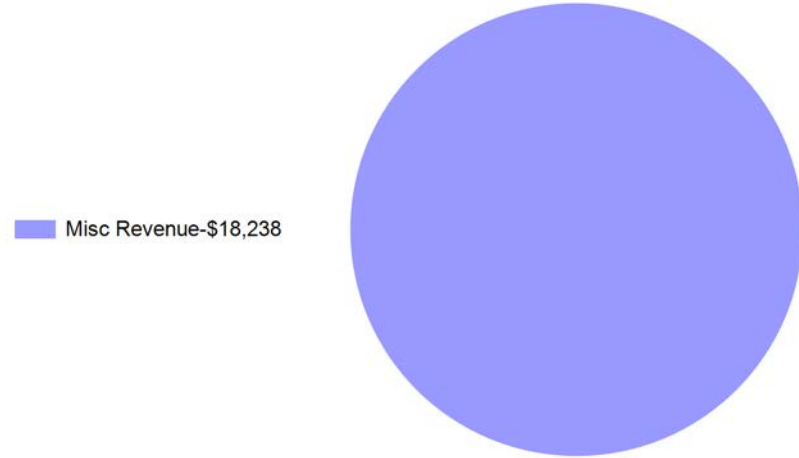
Cash	\$ 263,771
Investments	5,358,371
	\$ 5,622,142

City of Casper, Wyoming
Local Assessment District Fund Summary of Revenues and Expenditures
For Fiscal Year 2024 as of March 31, 2024
75.00 % OF THE FISCAL YEAR HAS ELAPSED

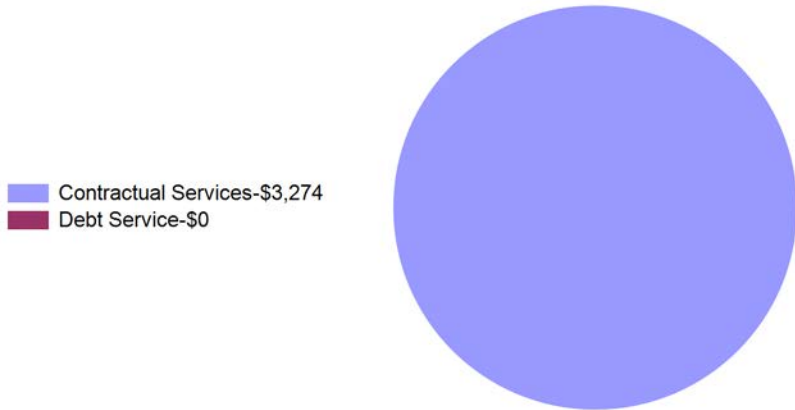
Year To Date Revenues
\$113,065



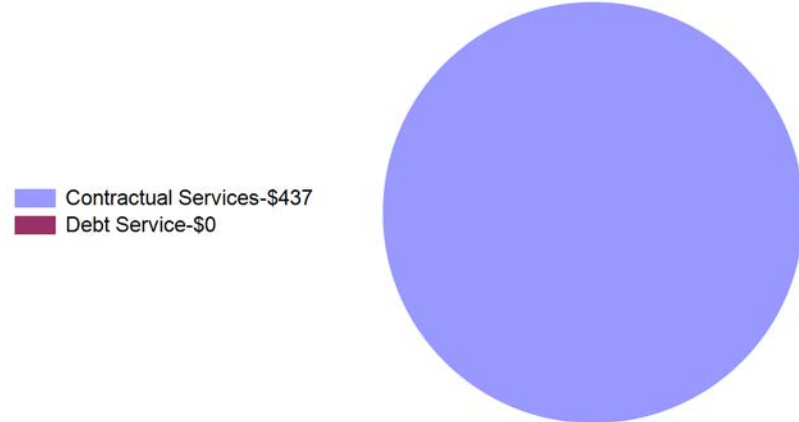
Month To Date Revenues
\$18,238



Year To Date Expenditures
\$3,274



Month To Date Expenditures
\$437



City of Casper, Wyoming
Internal Service Funds Consolidated Balance Sheet
For Fiscal Year 2024 as of March 31, 2024
75.00 % OF THE FISCAL YEAR HAS ELAPSED

	Fleet Maintenance Fund	Buildings and Structures Fund	Property Insurance Fund
ASSETS			
Current Assets			
Cash	204,634	413,314	290,852
Inventory	50,344		
Accounts Receivable	53,845	4,272	27,038
Total Current Assets	308,824	417,586	317,890
Capital Assets			
Equipment	655,349	233,505	
Accumulated Depreciation	(583,847)	(179,029)	
Total Capital Assets	71,502	54,475	
Total Assets	380,326	472,061	317,890
DEFERRED OUTFLOWS OF RESOURCES			
Total Deferred Outflows Of Resources	302,567	279,943	120,072
LIABILITIES			
Current Liabilities			
Accounts Payable	78,616	36,670	12,566
Accrued Wages and Benefits Payable	127	(5)	(13)
Total Current Liabilities	78,744	36,665	12,553
Non-Current Liabilities			
Accrued Comp ABS	44,430	31,352	16,212
Net Pension Liability	789,998	713,272	335,323
Net OPEB Liability	35,672	33,546	13,487
Total Non-Current Liabilities	870,100	778,170	365,022
Total Liabilities	948,843	814,835	377,576
DEFERRED INFLOWS OF RESOURCES			
Total Deferred Inflows Of Resources	19,134	17,806	7,467
NET POSITION			
Net Investment in Capital Assets	71,502	54,475	
Unrestricted	(356,587)	(135,112)	52,919
Total Net Position	(285,085)	(80,637)	52,919

City of Casper, Wyoming
Internal Service Funds Revenue and Expenditure Comparison
 For Fiscal Year 2024 as of March 31, 2024
 75.00 % OF THE FISCAL YEAR HAS ELAPSED

Internal Service Funds YTD Revenue and Expenditure Comparison



Internal Service Funds MTD Revenue and Expenditure Comparison



City of Casper, Wyoming
Fleet Maintenance Fund Statement of Revenues and Expenditures
For Fiscal Year 2024 as of March 31, 2024
75.00 % OF THE FISCAL YEAR HAS ELAPSED

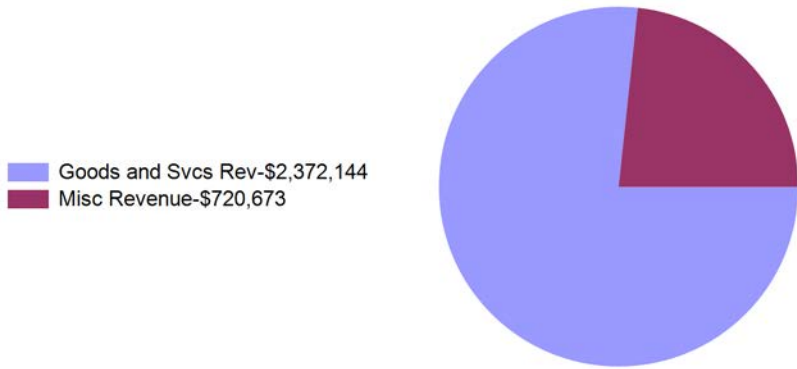
	Revised Budget	Current Year To Date	Current Year % of Budget
Revenues:			
Goods and Svcs Rev	\$ 2,905,913	\$ 2,372,144	81.63%
Misc Revenue	1,140,000	720,673	63.22%
Total Revenues	\$ 4,045,913	\$ 3,092,817	76.44%
	Revised Budget	Current Year To Date	Current Year % of Budget
Expenditures:			
Personnel Services	\$ 1,036,371	\$ 692,820	66.85%
Materials & Supplies	2,075,175	1,684,501	81.17%
Contractual Services	676,056	536,117	79.30%
Capital Outlay	95,000	-	0.00%
Other Costs	138,311	100,101	72.37%
Special Projects	25,000	17,901	71.60%
Total Expenditures	\$ 4,045,913	\$ 3,031,441	74.93%
Net Revenue (Shortfall)	\$ -	\$ 61,376	1.52%

Fleet Maintenance Fund Summary of Cash and Investments

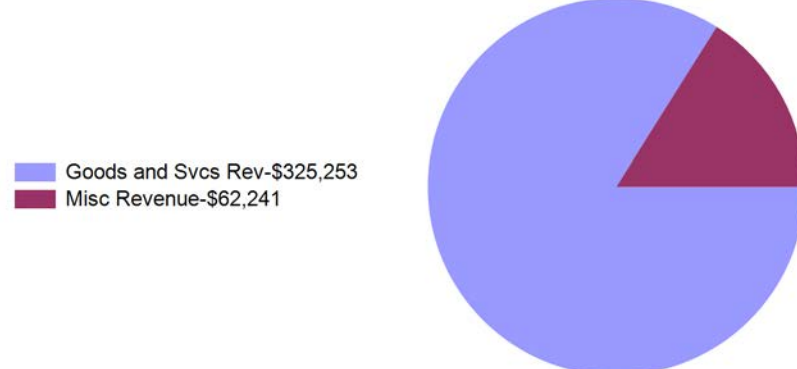
Cash	\$ 204,634
Investments	-
	\$ 204,634

City of Casper, Wyoming
Fleet Maintenance Fund Summary of Revenues and Expenditures
 For Fiscal Year 2024 as of March 31, 2024
 75.00 % OF THE FISCAL YEAR HAS ELAPSED

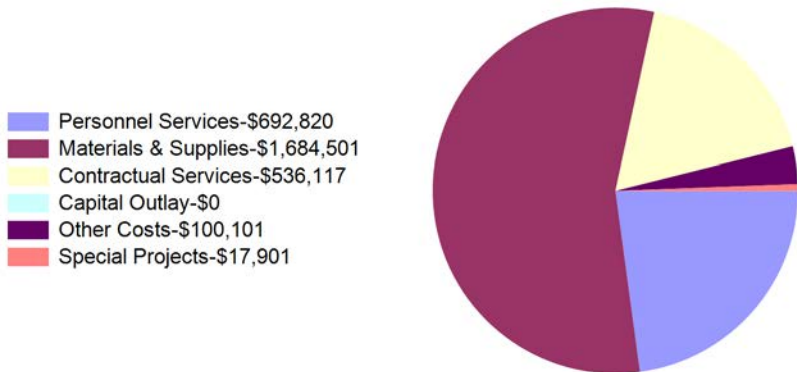
Year To Date Revenues
\$3,092,817



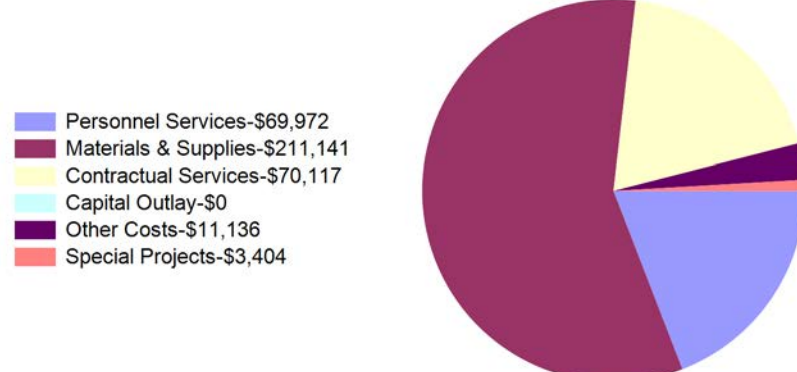
Month To Date Revenues
\$387,494



Year To Date Expenditures
\$3,031,441



Month To Date Expenditures
\$365,771



City of Casper, Wyoming
Buildings & Structures Fund Statement of Revenues and Expenditures
For Fiscal Year 2024 as of March 31, 2024
75.00 % OF THE FISCAL YEAR HAS ELAPSED

	<u>Revised Budget</u>	<u>Current Year To Date</u>	<u>Current Year % of Budget</u>
Revenues:			
Goods and Svcs Rev	\$ 1,582,548	\$ 1,047,071	66.16%
Misc Revenue	9,470	8,894	93.91%
Other Sources	10,210	-	0.00%
Total Revenues	\$ 1,602,228	\$ 1,055,964	65.91%

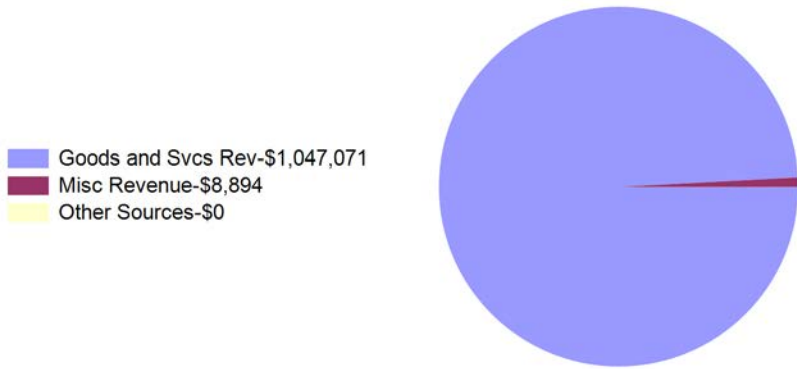
	<u>Revised Budget</u>	<u>Current Year To Date</u>	<u>Current Year % of Budget</u>
Expenditures:			
Personnel Services	\$ 1,073,983	\$ 786,798	73.26%
Materials & Supplies	356,409	263,834	74.03%
Contractual Services	136,581	111,622	81.73%
Other Costs	33,319	17,928	53.81%
Special Projects	1,936	1,511	78.05%
Total Expenditures	\$ 1,602,228	\$ 1,181,693	73.75%
Net Revenue (Shortfall)	\$ -	\$ (125,728)	-7.85%

Buildings & Structures Fund Summary of Cash and Investments

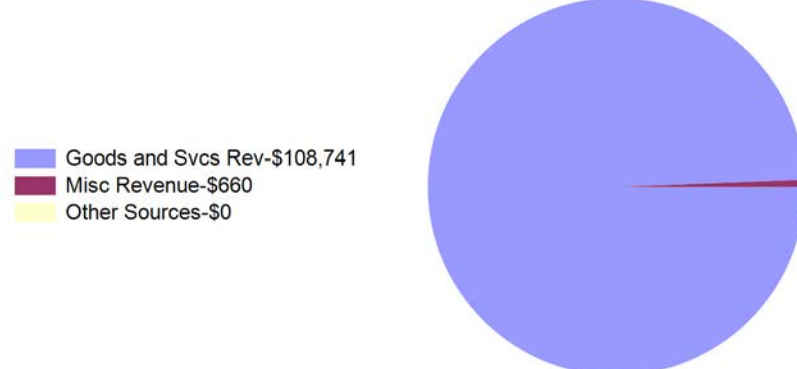
Cash	\$ 413,314
Investments	-
	<u>\$ 413,314</u>

City of Casper, Wyoming
Building & Structures Fund Summary of Revenues and Expenditures
 For Fiscal Year 2024 as of March 31, 2024
 75.00 % OF THE FISCAL YEAR HAS ELAPSED

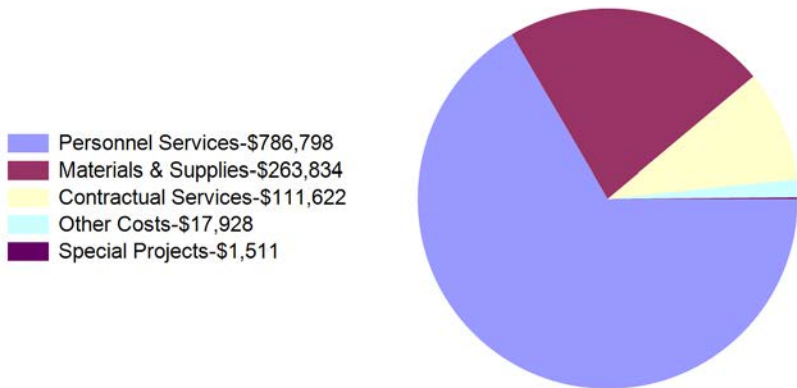
Year To Date Revenues
\$1,055,964



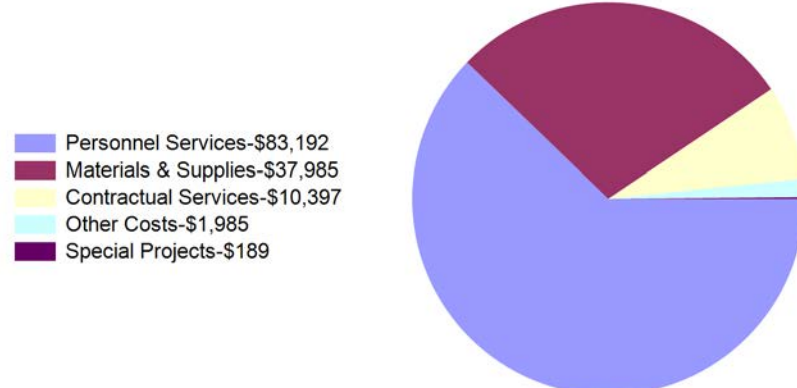
Month To Date Revenues
\$109,401



Year To Date Expenditures
\$1,181,693



Month To Date Expenditures
\$133,749



City of Casper, Wyoming
Property Insurance Fund Statement of Revenues and Expenditures
For Fiscal Year 2024 as of March 31, 2024
75.00 % OF THE FISCAL YEAR HAS ELAPSED

	<u>Revised Budget</u>	<u>Current Year To Date</u>	<u>Current Year % of Budget</u>
Revenues:			
Intergovernmental	\$ 10,000	\$ -	0.00%
Goods and Svcs Rev	2,930,986	2,147,385	73.26%
Misc Revenue	475,595	362,073	76.13%
Total Revenues	\$ 3,416,581	\$ 2,509,458	73.45%

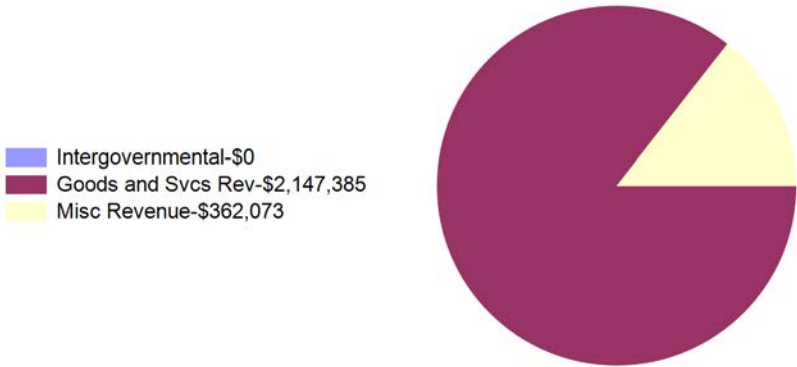
	<u>Revised Budget</u>	<u>Current Year To Date</u>	<u>Current Year % of Budget</u>
Expenditures:			
Personnel Services	\$ 372,002	\$ 271,935	73.10%
Materials & Supplies	318,200	128,530	40.39%
Contractual Services	103,822	79,369	76.45%
Capital Outlay	616,695	219,187	35.54%
Transfers Out	7,025	7,025	100.00%
Other Costs	1,871,013	1,891,638	101.10%
Total Expenditures	\$ 3,288,757	\$ 2,597,685	78.99%
Net Revenue (Shortfall)	\$ 127,824	\$ (88,227)	-5.54%

Property Insurance Fund Summary of Cash and Investments

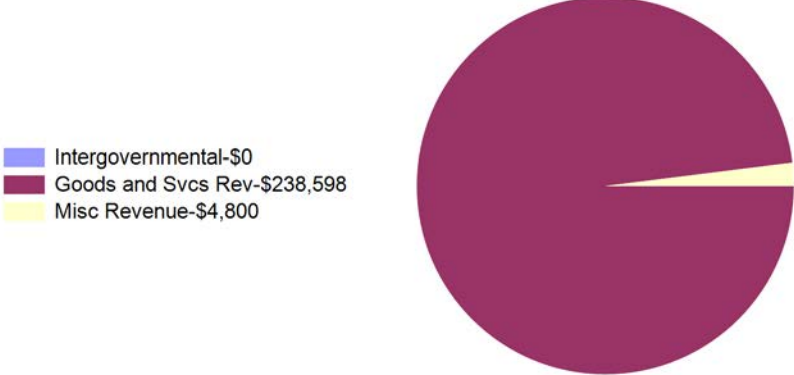
Cash	\$ 290,852
Investments	-
	<u>\$ 290,852</u>

City of Casper, Wyoming
Property Insurance Fund Summary of Revenues and Expenditures
 For Fiscal Year 2024 as of March 31, 2024
 75.00 % OF THE FISCAL YEAR HAS ELAPSED

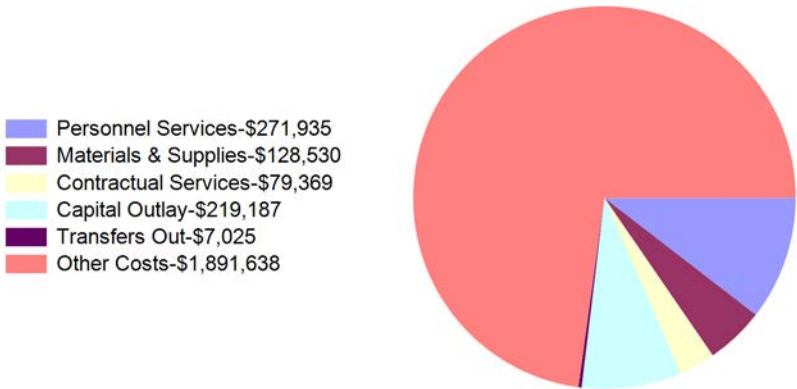
Year To Date Revenues
 \$2,509,458



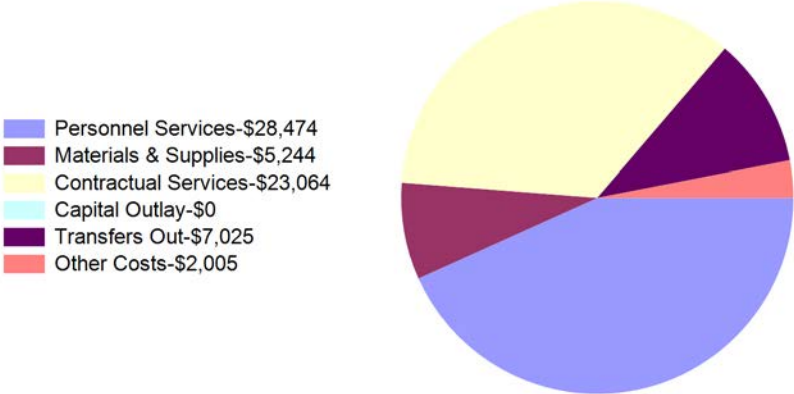
Month To Date Revenues
 \$243,399



Year To Date Expenditures
 \$2,597,685



Month To Date Expenditures
 \$65,812

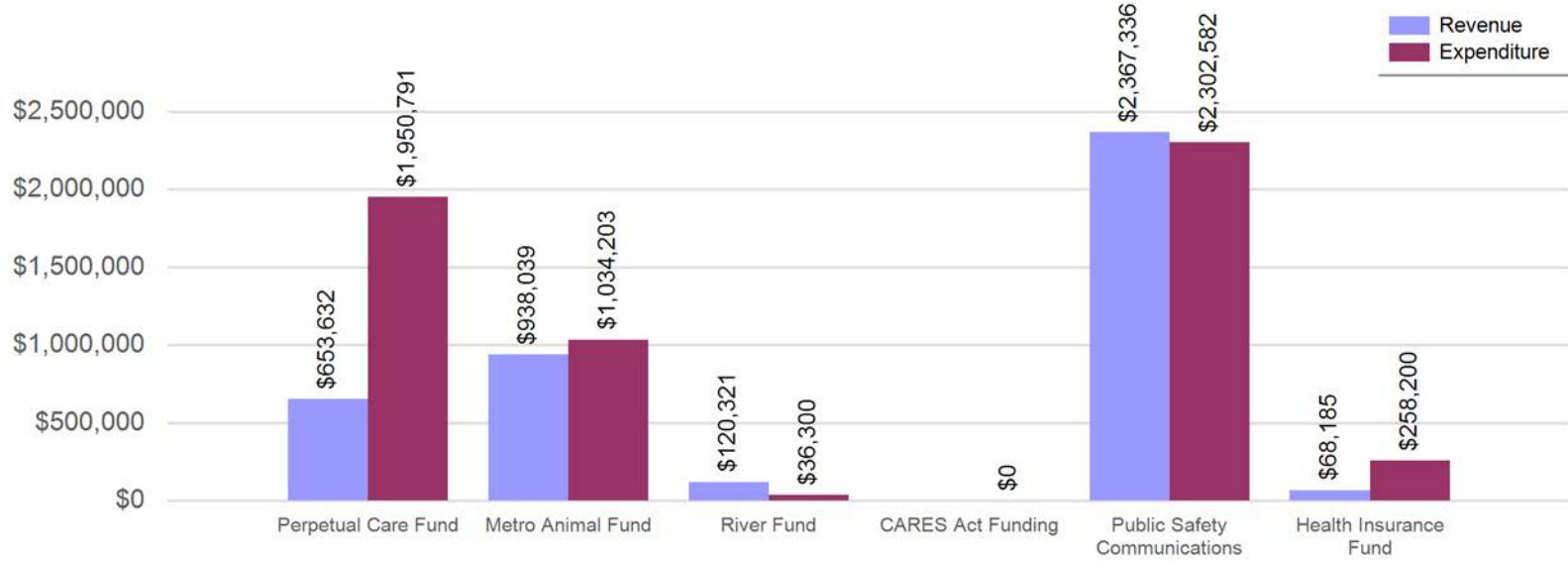


City of Casper, Wyoming
Trust & Agency Funds Consolidated Balance Sheet
For Fiscal Year 2024 as of March 31, 2024
75.00 % OF THE FISCAL YEAR HAS ELAPSED

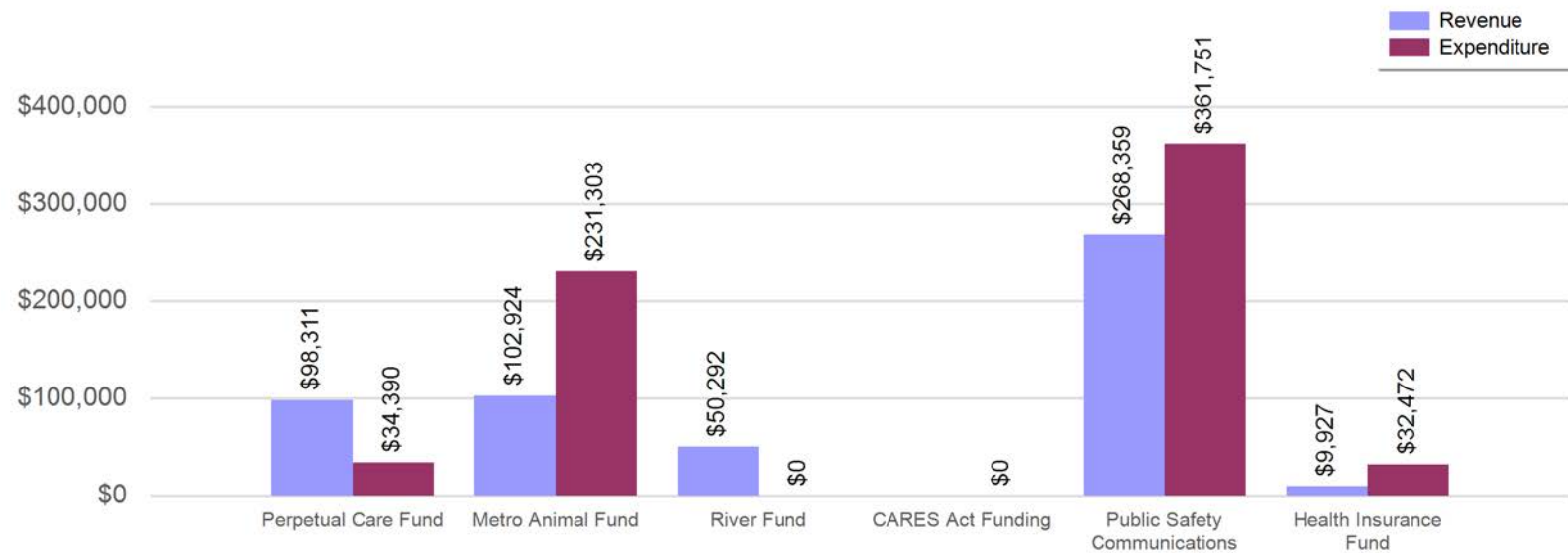
	Perpetual Care Fund	Metro Animal Fund	River Fund	CARES Act Funding	Public Safety Communications	Health Insurance Fund
ASSETS						
Current Assets						
Cash	254,224	220,460	213,206	191,645	881,087	195,793
Investments	29,018,289	796,660	2,489,833	12,032,707		2,880,157
Market Adjustments	-	-				-
Grants Receivable			-			
Loans Receivable	165,217					
Accounts Receivable	-	20,155	50,000		109,566	
Prepaid Expenses		10,291			9,458	
Total Current Assets	29,437,731	1,047,566	2,753,038	12,224,352	1,000,110	3,075,951
Total Assets	29,437,731	1,047,566	2,753,038	12,224,352	1,000,110	3,075,951
LIABILITIES						
Current Liabilities						
Accounts Payable	-	193,030	-	-	93,759	73,258
Accrued Wages and Benefits Payable		24	-		14,005	
Deferred Revenue			223,000	1,115,446		
Total Current Liabilities	-	193,054	223,000	1,115,446	107,764	73,258
Total Liabilities	-	193,054	223,000	1,115,446	107,764	73,258
NET POSITION						
Unrestricted	29,437,731	854,512	2,530,038	11,108,906	892,346	3,002,692
Total Net Position	29,437,731	854,512	2,530,038	11,108,906	892,346	3,002,692

City of Casper, Wyoming
Trust & Agency Funds Revenue and Expenditure Comparison
 For Fiscal Year 2024 as of March 31, 2024
 75.00 % OF THE FISCAL YEAR HAS ELAPSED

Trust & Agency Funds YTD Revenue and Expenditure Comparison



Trust & Agency Funds MTD Revenue and Expenditure Comparison



City of Casper, Wyoming
Perpetual Care Fund Statement of Revenues and Expenditures
For Fiscal Year 2024 as of March 31, 2024
75.00 % OF THE FISCAL YEAR HAS ELAPSED

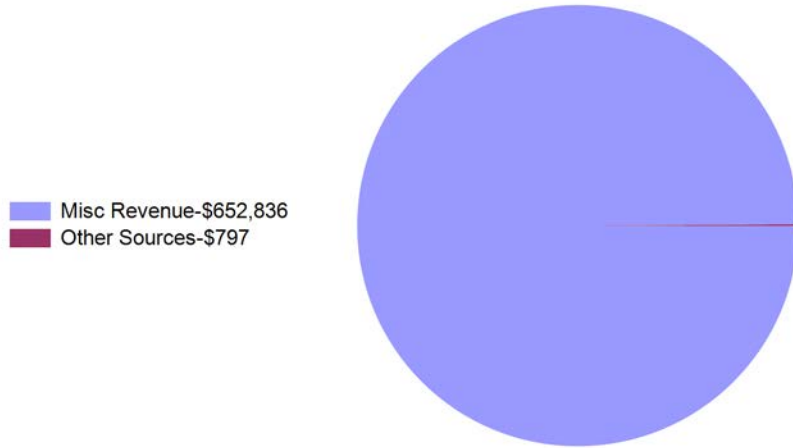
	Revised Budget	Current Year To Date	Current Year % of Budget
Revenues:			
Misc Revenue	\$ 697,527	\$ 652,836	93.59%
Other Sources	8,528	797	9.34%
Total Revenues	\$ 706,055	\$ 653,632	92.58%
	Revised Budget	Current Year To Date	Current Year % of Budget
Expenditures:			
Contractual Services	\$ 35,123	\$ 19,540	55.63%
Transfers Out	2,778,647	1,931,251	69.50%
Total Expenditures	\$ 2,813,770	\$ 1,950,791	69.33%
Net Revenue (Shortfall)	\$ (2,107,715)	\$ (1,297,159)	23.25%

Perpetual Care Fund Summary of Cash and Investments

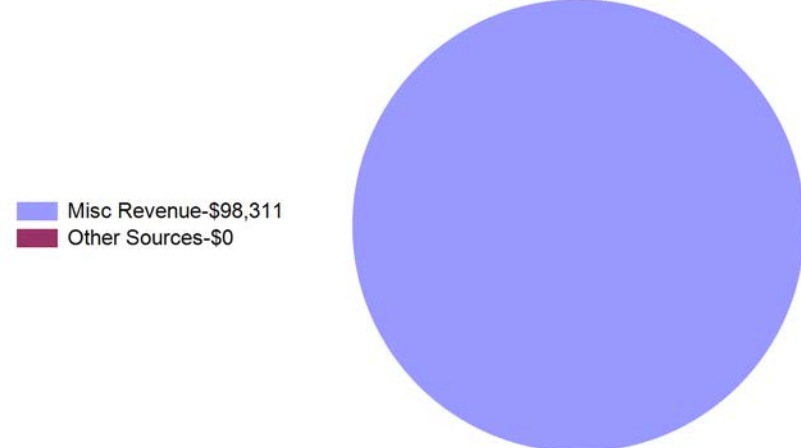
Cash	\$ 254,224
Investments	29,018,289
	\$ 29,272,514

City of Casper, Wyoming
Perpetual Care Fund Summary of Revenues and Expenditures
For Fiscal Year 2024 as of March 31, 2024
75.00 % OF THE FISCAL YEAR HAS ELAPSED

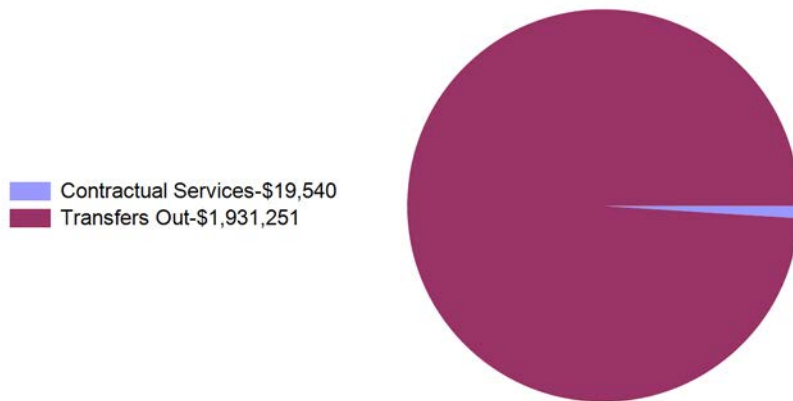
Year To Date Revenues
\$653,632



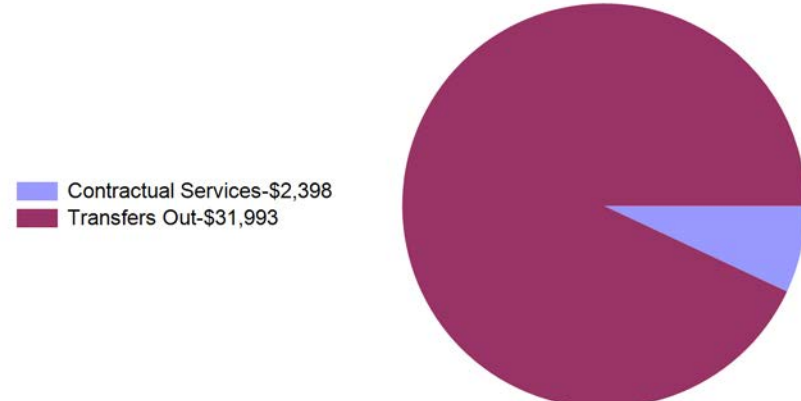
Month To Date Revenues
\$98,311



Year To Date Expenditures
\$1,950,791



Month To Date Expenditures
\$34,390



City of Casper, Wyoming
Metro Fund Statement of Revenues and Expenditures
For Fiscal Year 2024 as of March 31, 2024
75.00 % OF THE FISCAL YEAR HAS ELAPSED

	Revised Budget	Current Year To Date	Current Year % of Budget
Revenues:			
Licences and Permits	\$ 5,000	\$ 1,695	33.90%
Intergovernmental	287,610	179,678	62.47%
Goods and Svcs Rev	31,000	12,063	38.91%
Misc Revenue	25,912	23,422	90.39%
Other Sources	1,118,823	721,181	64.46%
Total Revenues	\$ 1,468,345	\$ 938,039	63.88%
	Revised Budget	Current Year To Date	Current Year % of Budget
Expenditures:			
Personnel Services	\$ 869,306	\$ 574,522	66.09%
Materials & Supplies	186,210	118,410	63.59%
Contractual Services	129,896	53,782	41.40%
Capital Outlay	541,355	146,715	27.10%
Transfers Out	125,671	89,121	70.92%
Other Costs	74,047	46,773	63.17%
Special Projects	6,000	4,880	81.33%
Total Expenditures	\$ 1,932,485	\$ 1,034,203	53.52%
 Net Revenue (Shortfall)	 \$ (464,140)	 \$ (96,164)	 10.37%

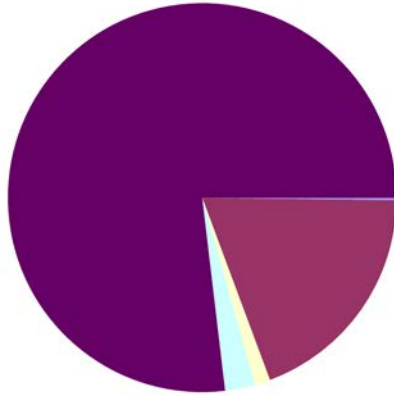
Metro Fund Summary of Cash and Investments

Cash	\$ 220,460
Investments	796,660
	\$ 1,017,120

City of Casper, Wyoming
Metro Fund Summary of Revenues and Expenditures
 For Fiscal Year 2024 as of March 31, 2024
 75.00 % OF THE FISCAL YEAR HAS ELAPSED

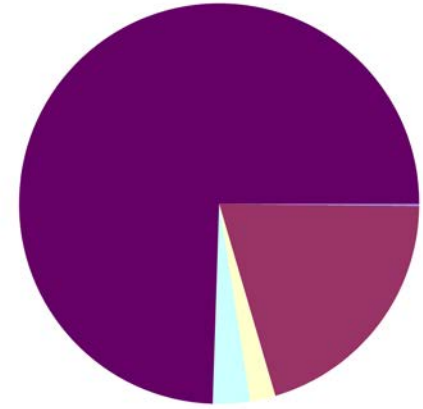
Year To Date Revenues
\$938,039

- Licences and Permits-\$1,695
- Intergovernmental-\$179,678
- Goods and Svcs Rev-\$12,063
- Misc Revenue-\$23,422
- Other Sources-\$721,181



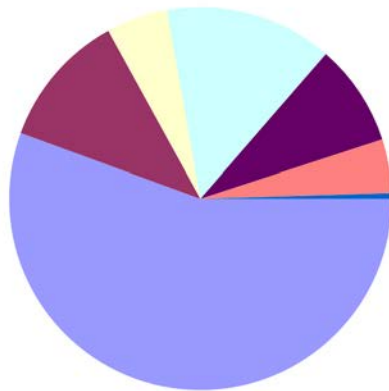
Month To Date Revenues
\$102,924

- Licences and Permits-\$165
- Intergovernmental-\$20,900
- Goods and Svcs Rev-\$2,104
- Misc Revenue-\$3,092
- Other Sources-\$76,662



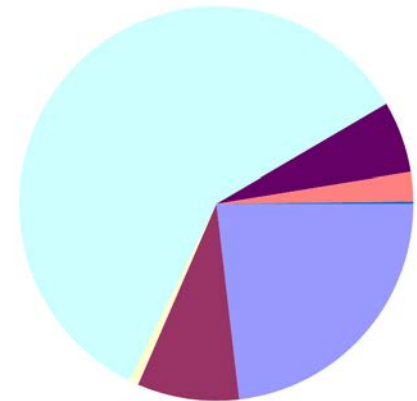
Year To Date Expenditures
\$1,034,203

- Personnel Services-\$574,522
- Materials & Supplies-\$118,410
- Contractual Services-\$53,782
- Capital Outlay-\$146,715
- Transfers Out-\$89,121
- Other Costs-\$46,773
- Special Projects-\$4,880



Month To Date Expenditures
\$231,303

- Personnel Services-\$53,540
- Materials & Supplies-\$19,331
- Contractual Services-\$1,809
- Capital Outlay-\$137,105
- Transfers Out-\$13,579
- Other Costs-\$5,510
- Special Projects-\$430



City of Casper, Wyoming
River Fund Statement of Revenues and Expenditures
For Fiscal Year 2024 as of March 31, 2024
75.00 % OF THE FISCAL YEAR HAS ELAPSED

	<u>Revised Budget</u>	<u>Current Year To Date</u>	<u>Current Year % of Budget</u>
Revenues:			
Intergovernmental	\$ 35,000	\$ 20,000	57.14%
Misc Revenue	70,333	58,292	82.88%
Other Sources	45,000	42,029	93.40%
Total Revenues	\$ 150,333	\$ 120,321	80.04%

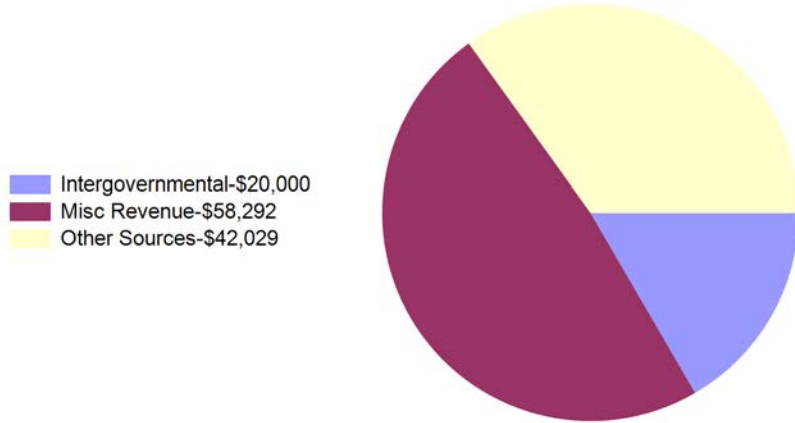
	<u>Revised Budget</u>	<u>Current Year To Date</u>	<u>Current Year % of Budget</u>
Expenditures:			
Personnel Services	\$ 10,000	\$ 7,029	70.29%
Materials & Supplies	6,500	1,239	19.06%
Contractual Services	126,650	28,032	22.13%
Capital Outlay	36,976	-	0.00%
Other Costs	500	-	0.00%
Total Expenditures	\$ 180,626	\$ 36,300	20.10%
Net Revenue (Shortfall)	\$ (30,293)	\$ 84,021	59.94%

River Fund Summary of Cash and Investments

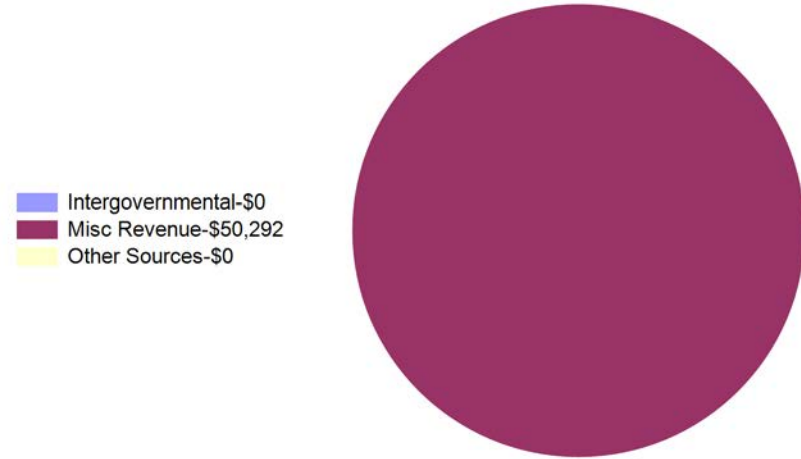
Cash	\$ 213,206
Investments	2,489,833
	<u>\$ 2,703,038</u>

City of Casper, Wyoming
River Fund Summary of Revenues and Expenditures
 For Fiscal Year 2024 as of March 31, 2024
 75.00 % OF THE FISCAL YEAR HAS ELAPSED

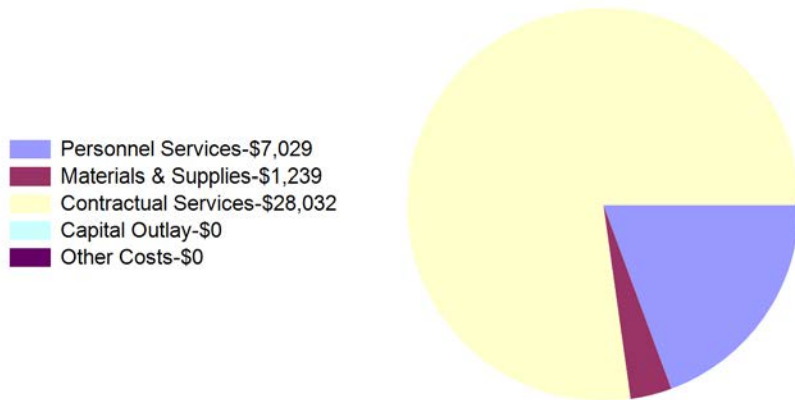
Year To Date Revenues
\$120,321



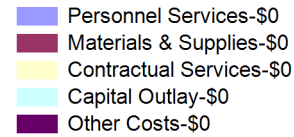
Month To Date Revenues
\$50,292



Year To Date Expenditures
\$36,300



Month To Date Expenditures
\$0



City of Casper, Wyoming
CARES Act Funding Statement of Revenues and Expenditures
 For Fiscal Year 2024 as of March 31, 2024
 75.00 % OF THE FISCAL YEAR HAS ELAPSED

Revenues:
Total Revenues

Expenditures:
 Transfers Out
Total Expenditures

Net Revenue (Shortfall)

	Revised Budget	Current Year To Date	Current Year % of Budget
	\$ 12,224,514	\$ -	0.00%
	\$ 12,224,514	\$ -	0.00%
	\$ (12,224,514)	\$ -	

CARES Act Funding Summary of Cash and Investments

Cash	\$ 191,645
Investments	12,032,707
	\$ 12,224,352

City of Casper, Wyoming
PSCC Fund Statement of Revenues and Expenditures
For Fiscal Year 2024 as of March 31, 2024
75.00 % OF THE FISCAL YEAR HAS ELAPSED

	<u>Revised Budget</u>	<u>Current Year To Date</u>	<u>Current Year % of Budget</u>
Revenues:			
Intergovernmental	\$ 656,701	\$ 465,509	70.89%
Goods and Svcs Rev	220,947	156,579	70.87%
Misc Revenue	800,000	572,199	71.52%
Other Sources	1,641,290	1,173,049	71.47%
Total Revenues	\$ 3,318,938	\$ 2,367,336	71.33%

	<u>Revised Budget</u>	<u>Current Year To Date</u>	<u>Current Year % of Budget</u>
Expenditures:			
Personnel Services	\$ 2,074,651	\$ 1,514,716	73.01%
Materials & Supplies	55,000	20,798	37.82%
Contractual Services	795,083	543,433	68.35%
Capital Outlay	251,982	45,800	18.18%
Transfers Out	252	252	100.00%
Other Costs	266,878	177,583	66.54%
Total Expenditures	\$ 3,443,846	\$ 2,302,582	66.86%

Net Revenue (Shortfall)	\$ (124,908)	\$ 64,754	4.47%
--------------------------------	---------------------	------------------	--------------

PSCC Fund Summary of Cash and Investments

Cash	\$ 881,087
Investments	-
	<u>\$ 881,087</u>

City of Casper, Wyoming
PSCC Fund Summary of Revenues and Expenditures
 For Fiscal Year 2024 as of March 31, 2024
 75.00 % OF THE FISCAL YEAR HAS ELAPSED

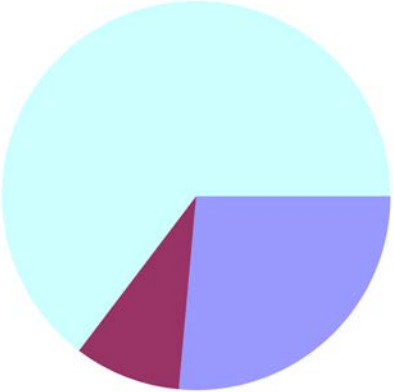
Year To Date Revenues
 \$2,367,336

- Intergovernmental-\$465,509
- Goods and Svcs Rev-\$156,579
- Misc Revenue-\$572,199
- Other Sources-\$1,173,049



Month To Date Revenues
 \$268,359

- Intergovernmental-\$70,927
- Goods and Svcs Rev-\$23,857
- Misc Revenue-\$0
- Other Sources-\$173,575



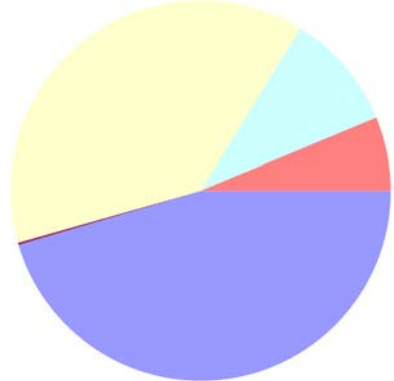
Year To Date Expenditures
 \$2,302,582

- Personnel Services-\$1,514,716
- Materials & Supplies-\$20,798
- Contractual Services-\$543,433
- Capital Outlay-\$45,800
- Transfers Out-\$252
- Other Costs-\$177,583



Month To Date Expenditures
 \$361,751

- Personnel Services-\$164,237
- Materials & Supplies-\$746
- Contractual Services-\$138,124
- Capital Outlay-\$36,012
- Transfers Out-\$0
- Other Costs-\$22,633



City of Casper, Wyoming
Health Insurance Fund Statement of Revenues and Expenditures
For Fiscal Year 2024 as of March 31, 2024
75.00 % OF THE FISCAL YEAR HAS ELAPSED

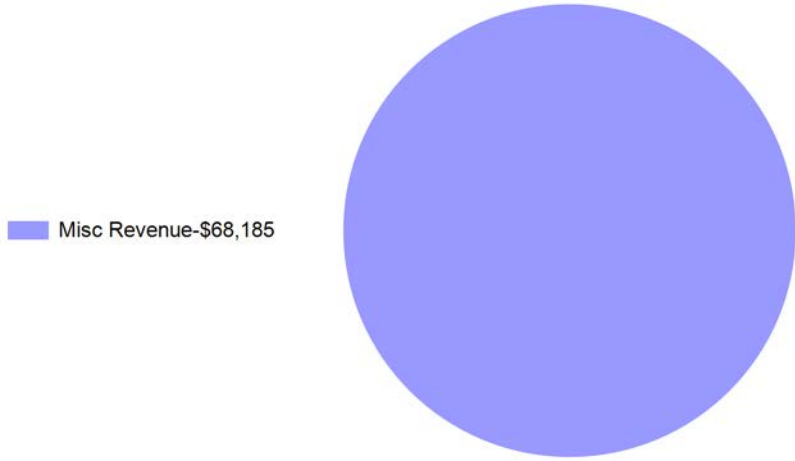
	Revised Budget	Current Year To Date	Current Year % of Budget
Revenues:			
Misc Revenue	\$ 79,827	\$ 68,185	85.42%
Total Revenues	\$ 79,827	\$ 68,185	85.42%
	Revised Budget	Current Year To Date	Current Year % of Budget
Expenditures:			
Personnel Services	\$ 5,000	\$ 2,800	56.00%
Materials & Supplies	5,500	1,269	23.08%
Contractual Services	425,520	250,591	58.89%
Other Costs	6,335	3,540	55.89%
Total Expenditures	\$ 442,355	\$ 258,200	58.37%
Net Revenue (Shortfall)	\$ (362,528)	\$ (190,016)	27.05%

Health Insurance Fund Summary of Cash and Investments

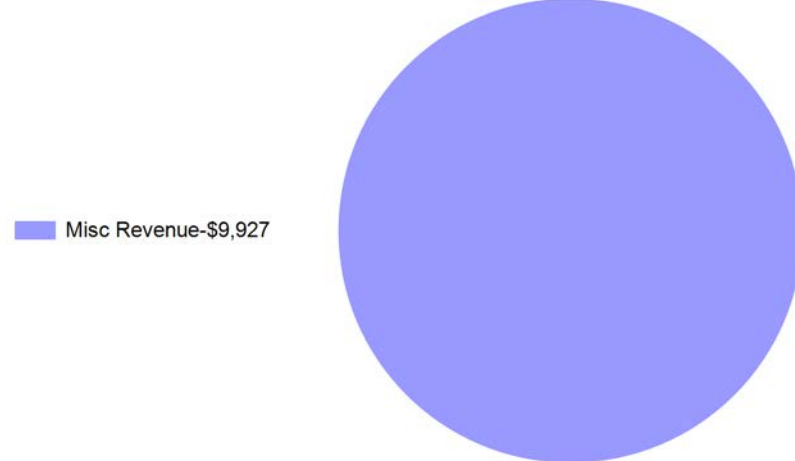
Cash	\$ 195,793
Investments	2,880,157
	\$ 3,075,951

City of Casper, Wyoming
Health Insurance Fund Summary of Revenues and Expenditures
 For Fiscal Year 2024 as of March 31, 2024
 75.00 % OF THE FISCAL YEAR HAS ELAPSED

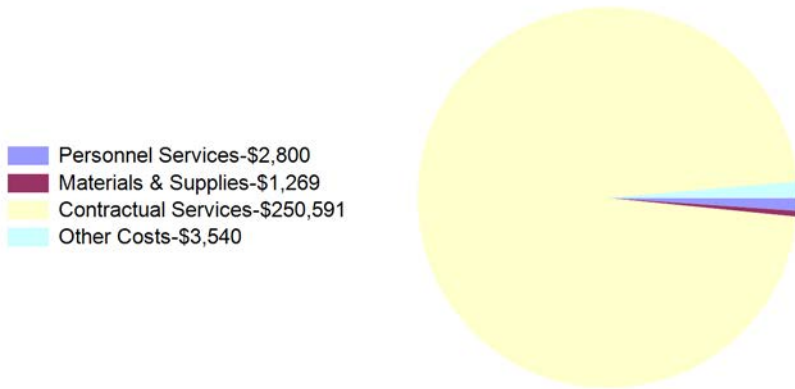
Year To Date Revenues
\$68,185



Month To Date Revenues
\$9,927



Year To Date Expenditures
\$258,200



Month To Date Expenditures
\$32,472

